

# SECURITIES AND EXCHANGE COMMISSION

## SEC FORM 17-A, AS AMENDED

### ANNUAL REPORT PURSUANT TO SECTION 17 OF THE SECURITIES REGULATION CODE AND SECTION 141 OF THE CORPORATION CODE OF THE PHILIPPINES

1. For the fiscal year ended  
Dec 31, 2017
2. SEC Identification Number  
36359
3. BIR Tax Identification No.  
000-438-702-000
4. Exact name of issuer as specified in its charter  
BASIC ENERGY CORPORATION
5. Province, country or other jurisdiction of incorporation or organization  
MAKATI CITY
6. Industry Classification Code(SEC Use Only)
7. Address of principal office  
7/F BASIC PETROLEUM BLDG., 104 CARLOS PALANCA ST., LEGASPI VILLAGE,  
MAKATI CITY  
Postal Code  
1229
8. Issuer's telephone number, including area code  
(+632) 8178596
9. Former name or former address, and former fiscal year, if changed since last report  
NOT APPLICABLE
10. Securities registered pursuant to Sections 8 and 12 of the SRC or Sections 4 and 8 of the RSA

Title of Each Class	Number of Shares of Common Stock Outstanding and Amount of Debt Outstanding
COMMON	2,708,500,714

11. Are any or all of registrant's securities listed on a Stock Exchange?

☒ Yes      ☐ No

If yes, state the name of such stock exchange and the classes of securities listed therein:

PHILIPPINE STOCK EXCHANGE/COMMON SHARES

12. Check whether the issuer:

(a) has filed all reports required to be filed by Section 17 of the SRC and SRC Rule 17.1 thereunder or Section 11 of the RSA and RSA Rule 11(a)-1 thereunder, and Sections 26 and 141 of The Corporation Code of the Philippines during the preceding twelve (12) months (or for such shorter period that the registrant was required to file such reports)

☒ Yes ☐ No

(b) has been subject to such filing requirements for the past ninety (90) days

☐ Yes ☒ No

13. State the aggregate market value of the voting stock held by non-affiliates of the registrant. The aggregate market value shall be computed by reference to the price at which the stock was sold, or the average bid and asked prices of such stock, as of a specified date within sixty (60) days prior to the date of filing. If a determination as to whether a particular person or entity is an affiliate cannot be made without involving unreasonable effort and expense, the aggregate market value of the common stock held by non-affiliates may be calculated on the basis of assumptions reasonable under the circumstances, provided the assumptions are set forth in this Form

Php 632,305,507(as of March 31, 2018)

**APPLICABLE ONLY TO ISSUERS INVOLVED IN  
INSOLVENCY SUSPENSION OF PAYMENTS PROCEEDINGS  
DURING THE PRECEDING FIVE YEARS**

14. Check whether the issuer has filed all documents and reports required to be filed by Section 17 of the Code subsequent to the distribution of securities under a plan confirmed by a court or the Commission.

☐ Yes ☒ No

**DOCUMENTS INCORPORATED BY REFERENCE**

15. If any of the following documents are incorporated by reference, briefly describe them and identify the part of SEC Form 17-A into which the document is incorporated:

(a) Any annual report to security holders  
2017 Audited Financial Statements (Consolidated)

(b) Any information statement filed pursuant to SRC Rule 20  
none

(c) Any prospectus filed pursuant to SRC Rule 8.1  
none

*The Exchange does not warrant and holds no responsibility for the veracity of the facts and representations contained in all corporate disclosures, including financial reports. All data contained herein are prepared and submitted by the disclosing party to the Exchange, and are disseminated solely for purposes of information. Any questions on the data contained herein should be addressed directly to the Corporate Information Officer of the disclosing party.*

# Basic Energy Corporation

## BSC

**PSE Disclosure Form 17-1 - Annual Report**  
**References: SRC Rule 17 and**  
**Section 17.2 and 17.8 of the Revised Disclosure Rules**

For the fiscal year ended	Dec 31, 2017
Currency	PESO

### Balance Sheet

	Year Ending	Previous Year Ending
	Dec 31, 2017	Dec 31, 2016
Current Assets	261,009,535	170,094,337
Total Assets	752,252,643	721,041,932
Current Liabilities	64,551,256	8,112,359
Total Liabilities	79,709,682	21,831,288
Retained Earnings/(Deficit)	7,761,901	64,317,205
Stockholders' Equity	672,542,961	699,210,644
Stockholders' Equity - Parent	684,493,747	765,472,496
Book Value Per Share	0.26	0.29

### Income Statement

	Year Ending	Previous Year Ending
	Dec 31, 2017	Dec 31, 2016
Gross Revenue	0	0
Gross Expense	0	0
Non-Operating Income	7,367,451	97,849,715
Non-Operating Expense	56,100,723	218,668,568
Income/(Loss) Before Tax	-48,733,272	-120,818,853
Income Tax Expense	9,511,098	3,641,459
Net Income/(Loss) After Tax	-58,244,370	-124,460,312
Net Income/(Loss) Attributable to Parent Equity Holder	-58,104,275	-75,648,092
Earnings/(Loss) Per Share (Basic)	0.02	0.03
Earnings/(Loss) Per Share (Diluted)	0.02	0.03

### Financial Ratios

	Formula	Fiscal Year Ended	Previous Fiscal Year
		Dec 31, 2017	Dec 31, 2016
<b>Liquidity Analysis Ratios:</b>			
Current Ratio or Working Capital Ratio	Current Assets / Current Liabilities	4.04	20.97
Quick Ratio	(Current Assets - Inventory - Prepayments) / Current Liabilities	4.03	20.89
Solvency Ratio	Total Assets / Total Liabilities	9.43	33.02

Financial Leverage Ratios			
Debt Ratio	Total Debt/Total Assets	0.1	0.03
Debt-to-Equity Ratio	Total Debt/Total Stockholders' Equity	0.11	0.03
Interest Coverage	Earnings Before Interest and Taxes (EBIT) / Interest Charges	0	0
Asset to Equity Ratio	Total Assets / Total Stockholders' Equity	1.11	1.03
Profitability Ratios			
Gross Profit Margin	Sales - Cost of Goods Sold or Cost of Service / Sales	0	0
Net Profit Margin	Net Profit / Sales	0	0
Return on Assets	Net Income / Total Assets	-0.07	-1,726
Return on Equity	Net Income / Total Stockholders' Equity	-0.08	-0.17
Price/Earnings Ratio	Price Per Share / Earnings Per Common Share	-10.18	-6.5

#### Other Relevant Information

Amending the previous filing of SEC 17-A by deleting the negative signs in the PSE template on items Non-Operating Expense and Income Tax Expense and correcting the correct figure for Net Income (Loss) After Tax. See attached SEC 17-A and the Consolidated Financial Statements for 2017

#### Filed on behalf by:

Name	Angel Gahol
Designation	AVP - Asst. Corp. Sec./ Compliance Officer



# COVER SHEET

for  
AUDITED FINANCIAL STATEMENTS

SEC Registration Number

3 6 3 5 9

## COMPANY NAME

B A S I C E N E R G Y C O R P O R A T I O N A N D S  
U B S I D I A R I E S

## PRINCIPAL OFFICE (No. / Street / Barangay / City / Town / Province)

7 t h F l o o r , B a s i c P e t r o l e u m B u i  
l d i n g , C . P a l a n c a J r . S t r e e t ,  
L e g a s p i V i l l a g e , M a k a t i C i t y

Form Type

1 7 - A

Department requiring the report

C R M

Secondary License Type, If Applicable

N / A

## COMPANY INFORMATION

Company's Email Address

basic@basicenergy.ph

Company's Telephone Number

(632) 817-8596 & 98

Mobile Number

N/A

No. of Stockholders

6,610

Annual Meeting (Month / Day)

6/27

Fiscal Year (Month / Day)

12/31

## CONTACT PERSON INFORMATION

The designated contact person MUST be an Officer of the Corporation

Name of Contact Person

Marietta V. Villafuerte

Email Address

mvvillafuerte@basicenergy.ph

Telephone Number/s

817 - 8596

Mobile Number

0920-9067393

## CONTACT PERSON'S ADDRESS

77 Baler St., San Francisco del Monte, Quezon City

**NOTE 1:** In case of death, resignation or cessation of office of the officer designated as contact person, such incident shall be reported to the Commission within thirty (30) calendar days from the occurrence thereof with information and complete contact details of the new contact person designated.

**2:** All Boxes must be properly and completely filled-up. Failure to do so shall cause the delay in updating the corporation's records with the Commission and/or non-receipt of Notice of Deficiencies. Further, non-receipt of Notice of Deficiencies shall not excuse the corporation from liability for its deficiencies.





April 16, 2018

SECURITIES AND EXCHANGE COMMISSION  
SEC BLDG., PICC COMPLEX  
Manila


Attention : **MR. VICENTE GARCIANO P. FELIZMENIO, JR.**  
Director, Market & Securities Regulation Department

Gentlemen:

We are pleased to submit to your Annual Report-Sec Form 17-A as of December 31, 2017.

We hope you find the attached in order.

Very truly yours,

  
**CORAZON M. BEJASA**  
Corporate Secretary



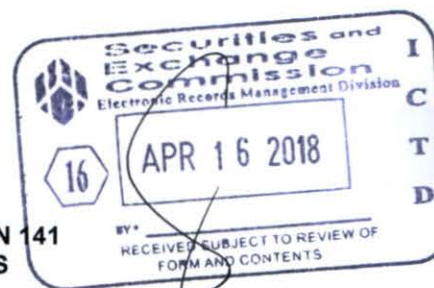
## TABLE OF CONTENTS

	PAGE NO.
PART I - BUSINESS AND GENERAL INFORMATION	
ITEM 1 - Business	2
ITEM 2 - Properties	9
ITEM 3 - Legal Proceedings	9
ITEM 4 - Submission of Matters to a Vote of Security Holders	10
PART II - OPERATIONAL AND FINANCIAL INFORMATION	
ITEM 5 - Market for Registrant's Common Equity and Related Stockholders Matters	10
ITEM 6 - Management Discussion & Analysis or Plan of Operations	13
ITEM 7 - Financial Statements	17
ITEM 8 - Changes and Disagreements with Accountants and Financial Disclosure	17
PART III - CONTROL AND COMPENSATION INFORMATION	
ITEM 9 - Directors and Executive Officers of the Registrant	21
ITEM 10 - Executive Compensation	29
ITEM 11 - Ownership of Security Holders	30
ITEM 12 - Certain Relationships and Related Transactions	32
PART IV - EXHIBITS AND SCHEDULES	
ITEM 13	
Exhibit 1 - Consolidated Financial Statements and Schedules thereto	
Exhibit 2 - Current Reports under Sec 17 of the Securities Regulation Code in SEC Form 17-C submitted during the period from January 2017 to January 2018	
Exhibit 3 - Schedules Under 68-E Pursuant to SRC Rule 68, As Amended	



## SECURITIES AND EXCHANGE COMMISSION

## SEC FORM 17-A

ANNUAL REPORT PURSUANT TO SECTION 17  
OF THE SECURITIES REGULATION CODE AND SECTION 141  
OF THE CORPORATION CODE OF THE PHILIPPINES

1. For the fiscal year ended: December 31, 2017
  2. SEC Identification Number: 36359      3. BIR Tax Identification No.: 000-438-702
  4. Exact name of issuer as specified in its charter: BASIC ENERGY CORPORATION
  5. Metro Manila, Philippines      6.  (SEC Use Only)
- Province, Country or other jurisdiction of incorporation or organization      Industry Classification Code
7. 7<sup>th</sup> Floor Basic Petroleum Bldg., 104 C. Palanca, Jr. St., Legaspi Village, Makati City  
1229  
Address of principal office      Postal Code
  8. (632) 817-8596 & 98  
Issuer's telephone number, including area code
  9. Not applicable  
Former name, former address, and former fiscal year, if changed since last report
  10. Securities registered pursuant to Sections 8 and 12 of the SRC, or Sec. 4 and 8 of the RSA
- | Title of each class<br>Outstanding | Number of Shares of Common Stock<br>And Amount of Debt Outstanding |
|------------------------------------|--|
| Common Shares                      | 2,708,500,714  |
11. Are any or all of these securities listed on a Stock Exchange  
 Yes ☒      No ☐  
 If yes, state the name of such stock exchange and the classes of securities listed therein:  
 Philippine Stock Exchange      Common Shares
  12. Check whether the issuer:
    - (a) Has filed all reports to be filed by Section 17 of the SRC and SRC Rule 17 thereunder or Section 11 of the RSA and RSA Rule 11(a)-1 thereunder, and Sections 26 and 141 of the Corporation Code of the Philippines during the preceding twelve (12) months (or for such shorter period that the registrant was required to file such reports);  
 Yes ☒      No ☐
    - (b) Has been subject to such filing requirements for the past ninety (90) days.  
 Yes ☐      No ☒

State the aggregate market value of the voting stock held by non-affiliates of the registrant. The aggregate market value shall be computed by reference to the price at which the stock was sold, or the average bid and asked prices of such stock, as of a specified date within sixty (60) days prior to the date of filing. If a determination as to whether a particular person or entity is an affiliate cannot be made without involving unreasonable effort and expense, the aggregate market value of the common stock held by non-affiliates may be calculated on the basis of assumptions reasonable under the circumstances, provided the assumptions are set forth in this Form.

Php 632,305,507 (as of March 31, 2018)

**APPLICABLE ONLY TO ISSUERS INVOLVED IN  
INSOLVENCY/SUSPENSION OF PAYMENTS PROCEEDINGS  
DURING THE PRECEDING FIVE YEARS**

13. Check whether the issuer has filed all documents and reports required to be filed by Section 17 of the Code subsequent to the distribution of securities under a plan confirmed by a court or the Commission.

Yes [ ☐ ]

No [ ☐ ]

Not Applicable [ ☒ ]

**DOCUMENTS INCORPORATED BY REFERENCE**

2017 Audited Financial Statements (Consolidated)

**PART I – BUSINESS AND GENERAL INFORMATION**

**ITEM I. BUSINESS**

**(A.) Description of Business**

**(1) Business Development**

The Company was organized initially as Basic Enterprises, Inc., a stock corporation on September 19, 1968 and became an oil and gas exploration and development company on April 26, 1971. A year after, it assumed a new name, Basic Petroleum and Minerals, Inc. Over the years, the Company evolved from an operating company into a holding company under the corporate name, Basic Consolidated, Inc. As a holding company, it held equity investments in the following wholly owned subsidiaries: Basic Diversified Industrial Holdings, Inc., an investment holding company, iBasic, Inc., an information technology management company and service integrator, Basic Biofuels Corporation, which is into the development of biofuels, Basic Renewables, Inc., which is into development of renewable energy, Basic Geothermal Energy Corporation, which is into geothermal energy development, Grandway Group Limited, a Hong Kong registered company which is into investments in equities abroad and in Southwest Resources, Inc., an oil exploration company, which is owned 72.58% by the Company.



On the Company's oil and gas business, the Company is a party together with other oil exploration companies, in the exploration, development and production in certain areas under Service Contract 53 in onshore Mindoro. The Company, through its subsidiary, Southwest Resources, Inc., used to be involved in Service Contract 41 (Sandakan Basin) but in July 10, 2010, the consortium decided to withdraw from this service contract. The Company was likewise a party, together with other oil exploration companies, in the exploration, development and production in certain areas under Service Contract 47 in offshore Mindoro, however, this service contract has already been relinquished to the Department of Energy.

The Company has been awarded by the Department of Energy a total of five (5) service contracts for the exploration and development of geothermal energy, namely: GSC No. 8 at Mabini, Batangas, which was awarded in 2008, and GSC No. 2013-02-042 at Mariveles, Bataan, GSC No. 2013-02-041 at East Mankayan, Benguet, Mountain Province and Ifugao, GSC No. 2013-02-043 at Iriga, Camarines Sur and Albay and GSC No. 2013-11-048 at West Bulusan, Sorsogon, which were awarded in 2013. For GSC No. 8, the Company is committed to drill an exploratory well by July, 2017, while pre-development works are being undertaken in the other geothermal power projects.

In 2013, the Company entered into a joint venture arrangement with Petrosolve Sdn Bhd, a company registered in Malaysia, which is into the business of developing oil fields and holds a technology for enhanced chemical oil recovery. The joint venture established Grandway Group Limited, a joint venture company in Hong Kong, which is 70% owned by the Company and 30% owned by Petrosolve Sdn Bhd, as the corporate vehicle of the joint venture in entering into business relationships in connection with the management and operation of oil wells. The joint venture then established PT Basic Energi Solusi (PT BES) as its operating arm in Indonesia for the management and operation of oil wells located in the Dadangilo and Wonocolo areas. In 2015, after having drilled five (5) wells, PT BES placed the project on hold until Pertamina has finalized the organizational structure of local miners in said areas who will handle the management and operation of oil wells in said areas and with whom PT BES shall enter into new co-operation agreements.

In 2014, the Company was awarded by the Department of Energy four (4) hydro-power service contracts, namely: HSC No. 2014-01-383 at Puntian 1 River, HSC No. 2014-01-384 at Puntian 2 River, HSC No. 2014-01-385 at Malogo 2 River and HSC No. 2014-01-386 at Talabaan River, all located in Negros Occidental. The Company has withdrawn from these service contracts, to enable the Company to focus on the drilling operations in GSC No. 8.

The Company continues to look at business opportunities for the development of renewable energy resources, such solar and wind power, as it pursues its geothermal energy projects.

## **(2) Business of the Company and its Subsidiaries**

### **Oil and Gas Operations**

The Company is involved in oil exploration and development activities. The Company is presently a party together with other oil exploration companies (the consortium), in Service Contract 53 for the exploration, development and exploitation of certain areas in onshore Mindoro. This service contract was awarded by the Department of Energy, which prescribes the periods and programs for exploration, development and commercial production, pursuant to Presidential Decree No. 87.



### **Service Contract 53 (Onshore Mindoro)**

Service Contract 53 (SC53) was awarded by the Department of Energy on July 8, 2005, for a ten years exploration period. It covers 6,600 sq. km. of the onshore areas of Mindoro Island which is within the North Palawan Micro-Continental Block. Past exploration efforts in SC 53 included the acquisition of 2,000 kilometers of 2D seismic data and the drilling of 4 exploration wells. Three of the 4 wells encountered oil and gas but were considered non-commercial at the time of drilling.

The consortium entered into a Farm-In Agreement with Pitkin Petroleum Ltd. (Pitkin) which was approved by the Department of Energy on June 11, 2008. Under the Farm-In Agreement, Pitkin completed a magneto-telluric survey in onshore Mindoro and acquired in May, 2010, over 200 kilometers of 2D seismic designed to delineate and assess the hydrocarbon potential of the Progreso-1X in San Jose, Mindoro Occidental and the Sablayan, Mindoro Occidental.

On July 11, 2011, Resource Management Associates Pty Limited of Australia signed a Farm In Agreement with Pitkin Petroleum to acquire 35% from its 70% participating interest. In November 11, 2011, Pitkin Petroleum reported that Sub-Phase 1, which was to end March 6, 2012, was fulfilled with the completion of the 200 kilometers of seismic data. Sub-Phase 2 which carries a minimum work obligation of 2 wells and a financial commitment of US\$2.0 million, have been extended up to the resolution of the complaint filed by Famatodi, Inc., an organization of indigenous peoples in Mindoro and the issuance of the Certificate of Precondition by the National Commission of Indigenous Peoples (NCIP).

The consortium agreed to drill Progreso-2 to fulfil one of the 2 well obligations and the planned geology and geophysical works will be negotiated as fulfilment of the second well. For this Sub-Phase 2, the approved firm budget amounts to US\$ 8.42MM and the contingent budget amounts to US\$ 6.14MM. The project is presently suspended, pending resolution of the aforementioned case filed by Famatodi, Inc. and clearance by the NCIP.

Pitkin had an agreement with Mindoro Palawan Oil and Gas, Inc. (MPOGI) to transfer Pitkin's 70% Participating Interest and Operatorship to MPOGI. On June 10, 2016, a formal request was sent to the DOE and was eventually approved by the department on October 24, 2016.

The Company has a 3% participation in this service contract.

### **Indonesia Oil Project**

This project is being undertaken in Central Java, Indonesia and involves the management and operation of oil wells by PT Basic Energi Solusi (PT BES), the company registered in Indonesia, as the operating arm of Grandway Group Ltd., the joint venture between the Company and Petrosolve Bhd Sdn.

PT BES acquired the rights to manage ten (10) wells in the Dadangilo and Wonocolo areas, with the objective of rehabilitating these wells for possible limited oil production. As of December 31, 2014, five (5) wells have been drilled. In the first half of 2015, however, PT Pertamina which holds the service contract in these areas from the government of Indonesia, terminated the oil production agreements with the local miners' organizations, and designated a temporary organization of local miners to manage the oil

fields in said areas. With the decrease in world oil prices, PT Pertamina decreased its buying price for oil from these oil fields. PT BES then suspended drilling and oil production operations, pending the finalization by PT Pertamina of the organizational structure of local miners who will handle the management and production of oil from these oil fields and with whom PT BES will enter into new co-operation agreements.

### **Geothermal Energy**

The Company is likewise involved in the exploration, development and production of geothermal energy. It has been awarded service contracts for various areas by the Department of Energy, which prescribes the periods and programs for these service contracts pursuant to Presidential Decree No. 87, for the Mabini Geothermal Service Contract and pursuant to R.A. 9513 (Renewable Energy Act of 2008) for the subsequent geothermal service contracts.

#### **Mabini, Batangas Geothermal Service Contract**

The Mabini, Batangas Geothermal Service Contract was awarded to the Company on July 10, 2008. The contract area is approximately 32.5 square kilometers and covers the Calumpán Peninsula. The contract period for exploration is 5 years, and was extended up to 2017.

The Company has secured the commitments of the Local Government Units which indicated support to the project. The Certificate of Non Coverage was issued by the Environmental Management Bureau on March 25, 2009 and the Certificate of Non Overlap from the National Commission on Indigenous People was issued on April 15, 2009.

The Company has conducted the first stage of the exploration program consisting of geophysical and geological surveys covering 3,481 hectares in the Calumpán Peninsula, Mabini, Batangas. A Controlled Source Magneto-Telluric Survey covering the area had been conducted and completed on March 8, 2010. The data obtained from the survey had been processed by a Japanese consultant, with the objective of establishing the geothermal resource and the exploration drilling site in the area.

The Company has completed due diligence studies and preliminary technical data collection, collation and re-evaluation as part of its commitment under Sub Phase 1 (Years 1 and 2) of the work program committed with the DOE. Initial assessments disclosed that the area has a good potential for a 20-megawatts capacity and could be developed within a 2-year period considering the existence of adequate infrastructure, adjacency to transmission lines and a strong power demand in the area.

On February 26, 2015, Trans-Asia Energy Corporation (now Phinma Energy Corporation), executed a Farm-in Agreement with the Company acquiring a 25% participating interest in this project.

For this service contract, the work program is currently on Sub-Phase 3 which involves the drilling of one (1) exploratory well by July, 2016 which has been extended to July, 2017. Estimated costs for this work program is Php166 Million. As of December 31, 2017, the consortium decided, after the drilling of the said exploratory well, to drill a stratigraphic well in Barangay Solo, within the service contract area.



### **Frontier Geothermal Service Contracts**

The Company was also awarded the service contracts from the Department of Energy, covering four (4) geothermal projects, namely: Iriga Geothermal Power Project, Mariveles Geothermal Power Project, the East Mankayan Geothermal Power Project and the West Bulusan Geothermal Power Project, all carrying a maximum exploration period of 5 years.

The East Mankayan Geothermal Power Project lies immediately east of the Cervantes, Ilocos Sur geothermal block of Pan Pacific Power Phils, Inc. and south of the Bontoc-Sadanga block which is operated by Magma Energy Resources. Immediately south is the Daklan block operated by Clean Rock Energy. The area actually covers the 3 provinces of Benguet, Mountain Province and Ifugao. The proposed area is surrounded by lots of known thermal manifestations, e.g. hot springs and thermally altered grounds.

The Mariveles Geothermal Power Project, in Bataan is situated along the West Luzon Volcanic Arc which starts from Mt. Pinatubo in the north and extends farther south across the Manila Bay towards Batangas and northeastern Mindoro.

The Iriga Geothermal Power Project in Camarines Sur is bounded to the north by Isarog geothermal block of PNOC-RC and to the east by the highly productive Tiwi geothermal service contract area of formerly Chevron, now AP Renewables Inc. The areal landscape is dominated by Iriga or Asog Volcano, a relatively in stratovolcano immediately southwest of Lake Buhi in southern Luzon.

In a Farm-in Agreement executed between Desco, Inc. and the Company on January 22, 2016, the Company assigned to Desco, Inc. an 80% participating interest in the Iriga project. The assignment was approved by the DOE in a letter received by the Company on November 8, 2016. Desco, Inc. is now the operator of the Iriga project.

The West Bulusan Geothermal Power Project is situated in the municipalities of Juban, Magallanes, Irosin, Bulan, Matnog, Santa Magdalena, and Bulusan, in the province of Sorsogon. It is bounded on the northeast by the geothermal contract area of SKI Construction Group, Inc. and is in close vicinity to Mount Bulusan, an active volcano and a declared Natural Park by virtue of Proclamation No. 421 on 27 November 2000. The Department of Energy (DOE) estimates the project site to have a potential installed capacity of 50 MW. The area has previously been explored by the PNOC Energy Development Corporation (PNOC EDC) in the 1980's. Data gathered from this study is the take-off point for the feasibility study undertaken by the Company.

These projects are undergoing permitting works and coordination with the local government units involved, and evaluation of data derived from recently conducted CSMT surveys. Estimated costs for the work programs for these service contracts for 2017 is Php 5.2 Million.

### **Hydro-Power Energy**

The Company had considered projects involving the exploration, development and production of hydropower energy. In February 2014, the Company has been awarded service contracts for various areas by the DOE, which prescribes the periods and programs for these service contracts, pursuant to R.A. 9513.

The Malogo 2 Hydropower Project is situated in Cadiz City and Victorias City in Negros Occidental, while the Puntian I and II Hydropower Projects are situated along Puntian River in the municipality of Murcia, Negros Occidental. The Talabaan Hydropower Project is situated in Cadiz City, Negros Occidental.



The Company had advised the Department of Energy of its intent to withdraw from these service contracts, to enable the Company to focus on its geothermal energy projects, of which GSC No. 8 is already in the drilling operations phase. To date, the DOE has not yet approved the relinquishment of these service contracts.

### **Risk Management**

In the Oil and Gas and Geothermal and Hydro-Power business, the Company is faced with the following risks, in order of importance:

(a) *Probability of Exploration and Development Success.* Oil and gas exploration and geothermal and hydropower projects are inherently high-risk undertakings. There can be no assurance that the Company's activities will be successful in discovering commercially viable oil and gas reservoirs and/or a viable geothermal resource. Even if an apparently feasible resource is determined, there is no guarantee that it can be economically exploited. Despite the Company's reliance on advanced technology such as 3-D seismic data to improve the probability of success of discovery, oil and gas exploration and geothermal and hydropower operations are speculative businesses. Advanced technology, even with the correct interpretation, only assist geologists in identifying subsurface structures and does not ensure the certainty of the presence of resources if drilled. Moreover, 3-D seismic data and other advanced technology require higher investments that may result in higher losses, should the drilling prove unsuccessful.

Risk of heavy financial losses if prospects would prove unsuccessful could be mitigated through:

*Farming-Out of Interest.* A Farm-Out Agreement is a contract whereby a third party agrees to acquire from a licensee an interest in a production license and the corresponding operating agreement for a consideration normally comprising of an undertaking to perform a specified work obligation in the drilling of one or more wells. Farming out is usually undertaken by the seller of interest as a source for funding or as part of the rationalization of a licensee's interests. The seller may want to dispose of areas or interests which are peripheral to its main operations or in which it has small equity holdings but would take up as much management time as a larger holding.

*Spreading Exploration Risks through Joint Ventures in Several Exploration Blocks.* Forming alliances and jointly bidding for the development of a range of opportunities in oil and gas exploration and geothermal projects, mitigates exploration risks of a corporation as there is risk-sharing - the cost and responsibilities of drilling and production are spread over a number of entities. Joint ventures also enable companies to free up funds otherwise tied up in a single drilling project and enable these companies to build a portfolio of prospects.

*Exploring in Geological Proven Petroleum Areas.* The Company has been making investments and will continue to invest in geologically proven petroleum provinces only.

(b) *Operating Hazards of Exploratory Drilling Activities and Environmental Risks.* Drilling operations may be delayed, curtailed or subjected to operating and technical difficulties. Unexpected drilling conditions, adverse weather conditions, unanticipated pressure or formations, equipment breakdowns, industrial and environmental accidents and other such events may occur which may have adverse effects on the Company's operations and correspondingly on its financial performance and condition. Oil and gas and geothermal and hydropower exploration, development and drilling activities will be subject to Philippine environmental laws and regulations. Normal exploration and drilling operations involve certain operating hazards such as explosions, craterings, well blowouts, uncontrollable flows of oil, natural gas or well fluids, releases of toxic gas,



accidental leakages, formations with abnormal pressures, fires, pollution and other environmental perils and risks, any of which may subject the Company to extensive liability or loss of assets.

Operating risks in the exploration and development drilling and production phases are generally directly driven by standards in design, procurement and installation, operating procedures and contingency planning. The Company, in its investment evaluation process, considers the presence and implementation of the following measures and strategies to mitigate risk exposures: (i) hiring of technically competent staff that are adept in utilizing state-of-the-art technology and could conduct effective evaluation work; and (ii) ensuring adherence to the various environmental laws and regulations, taking into account not only local but international expectations as well.

(c) *Volatility of Oil and Gas Prices and Exchange Rate Risks.* Revenues derived from successful exploration and drilling activities depend on the world price of oil. The price of oil is sensitive to minor changes in the global supply and demand conditions, quality of oil, forward selling activities, domestic and foreign government regulations, environmental trends, overall global economic condition and other macroeconomic and political factors that are beyond the Company's control. Furthermore, revenues from drilling activities are pegged to the US dollar, hence, the Company is exposed to exchange rate risks given the volatility of the rate of exchange between the US dollar and Philippine peso.

(d) *Government Regulations and Approvals.* Government action such as changes in regulations may affect the Company's business and eventual operating and financial performance. Government may limit access to prospective development areas, implement stricter environmental laws to protect human health and the environment, impose higher taxes and royalties, all of which may adversely affect the Company's financial performance.

For the risks mentioned in items (c) and (d) above, these risks could be mitigated through early identification systems of risk exposures to external threats such as changes in government regulations and changes in the geo-political environment of operating locations. The Company will continue to negotiate oil price agreements with inputs from experts. The Company, as a member of a consortium, adheres to its policy of involving competent technical professionals in the preparation and negotiations of oil price agreements. The Company will also continue to involve competent technical professionals in the preparation and negotiations of power purchase agreements for its geothermal projects.

## **Employees**

The Company has twenty-three (23) officers and employees, of which seven (7) are executive officers, three (3) are technical managers, ten (10) are assigned as project, accounting, administrative and IT support staff and four (4) are assigned for utility and service staff. The Company expects to hire additional personnel or engage the services of consultants in 2017 as may be needed, as additional technical staff for its various projects. When the Company will pursue additional renewable energy projects, project managers, and engineering, technical and other support personnel may be required for its projects.



## ITEM 2. PROPERTIES

The Company owns one floor (7<sup>th</sup> Floor) of the Basic Petroleum Building located at 104 C. Palanca, Jr. St., Legaspi Village, Makati City, consisting of 461 square meters, which the Company uses as its office premises.

The Company and its subsidiaries own several parcels of land located in Bolinao, Pangasinan, containing an aggregate area of 415,895.80 square meters. The property is located approximately 4.3 kilometers southwest from the Bolinao-Bani Provincial Road and is best suited for agro-industrial land development.

The Company, through a subsidiary, also owns a major interest (58%) in a real estate property located at Barangay Bolasi, San Fabian, Pangasinan with an aggregate area of 178,634 square meters, beside the San Fabian PTA Beach Resort managed by the Philippine Tourism Authority. The beachfront is suitable for beach resort development while a portion of it is suitable for a residential or commercial development.

The Company also owns a property located at Tanay, Rizal with an area of 35,000 square meters, near the town proper with good roads and is suitable for residential housing development or for an agricultural farm project.

The Company also owns a property located at Gutalac, Zamboanga del Norte with an area of 22,000 hectares for agricultural development.

To date, the Company or its subsidiaries do not have any plan to own additional lands for its various projects.

## ITEM 3. LEGAL PROCEEDINGS

On April 3, 2006, the Company entered into a Sale and Purchase Agreement (SPA) covering the sale of the entire interest in its wholly owned subsidiary, Basic Petroleum & Minerals, Inc. (BPMI) to Forum Energy PLC (FEP), for a total consideration of US\$ 17,000,000.00. Of this amount, US\$ 5,000,000 was in cash and FEP shares and US\$12,000,000 was payable upon FEP's utilization of the historical cost recoveries of BPMI and upon oil production by FEP in excess of 5,420,000 barrels. By April, 2007, the Company received full payment and delivery of the first tranche of US\$ 5,000,000.00. The amount of US\$ 10,000,000.00 was due upon FEP's utilization of the historical cost recovery accounts of BPMI and the amount of US\$2,000,000 was due, in staggered basis, upon production of 5,240,000 barrels of oil in the service contracts that are part of the sale of BPMI. In 2008, the Company declared FEP in default and the receivables of the Company from FEP were the subject of arbitration proceedings between the Company and FEP. On June 14, 2012, the Ad-Hoc Arbitration Tribunal rendered its decision in favor of the Company and awarded payment by Forum of the balance of the share of the Company in the historical cost recoveries received by Forum on the oil assets sold to Forum under the SPA. Subsequently, the parties entered into a Compromise Agreement covering settlement of the aforementioned award by the Ad-Hoc Arbitration Tribunal in favor of the Company and other claims under the SPA. Under the agreement, Forum will pay the Company an aggregate amount of USD 4.4 Million. As of December 31, 2013, FEP had settled all its obligations to the Company.

Except for the above proceeding, the Company or its subsidiaries and affiliates are not involved in any pending legal proceeding relative to the other properties or property interests of the Company.

#### ITEM 4. SUBMISSION OF MATTERS TO A VOTE OF SECURITY HOLDERS

In the June, 2017 annual stockholders meeting, the stockholders approved the amendment to the Articles of Incorporation to extend the corporate life of the Company for another fifty (50) years, counted from September 18, 2018. The article amendment was already submitted to the Securities and Exchange Commission for approval. Likewise, in the said annual stockholders meeting, the stockholders approved the issuance of 392,092,829 shares to Vintage Engineering Public Company Limited of Thailand. Except for the election of directors for the term 2017-2018, there was no other matter submitted to a vote of security holders in 2017.

### PART II – OPERATIONAL AND FINANCIAL INFORMATION

#### ITEM 5. MARKET FOR ISSUER'S COMMON EQUITY AND RELATED STOCKHOLDERS MATTERS

##### (1) MARKET INFORMATION

The shares of stock of the Company are traded in the Philippine Stock Exchange. The Company's high and low closing prices for each quarter of years 2016 and 2017:

	<u>HIGH</u>		<u>LOW</u>	
	<u>2016</u>	<u>2017</u>	<u>2016</u>	<u>2017</u>
1 <sup>st</sup> Quarter	Php0.27	Php0.415.	Php0.189	Php0.187
2 <sup>nd</sup> Quarter	0.25	0.320	0.228	0.240
3 <sup>rd</sup> Quarter	0.255	0.300	0.20	0.221
4 <sup>th</sup> Quarter	0.249	0.243	0.184	0.208

Further, the last trading price of shares of the Corporation, as of December 31, 2017 was Php0.224 per share.



(2) HOLDERS**Top 20 Stockholders as of December 31, 2017:**

<u>NAME</u>	<u>OUTSTANDING SHARES</u>	<u>PERCENTAGE</u>
PCD Nominee Corporation (Fil.)	2,132,238,293	79.72%
Vintage Engineering Public Co. Ltd.	148,382,202	5.48%
PCD Nominee Corporation (For.)	93,758,806	3.46%
Christodel Phils, Inc	25,736,744	0.95%
Isidoro O. Tan	24,822,276	0.92%
Phases Realtors, Inc	20,989,439	0.77%
Northwest Traders Corporation	20,745,757	0.76%
Jose C. De Venecia, Jr.	10,013,225	0.37%
Samuel Uy	10,000,000	0.37%
Northwest Investors, Inc.	8,708,890	0.32%
Mark Anthony L. De Venecia	8,363,333	0.31%
JLV Holdings, Inc.	7,200,000	0.26%
MDV Holdings, Inc	5,070,000	0.19%
Horacio Rodriguez	4,408,523	0.16%
Northwest Securities, Inc.	3,998,109	0.15%
Christine Chua	3,149,221	0.12%
East West Commodities, Inc	3,019,498	0.11%
Castaneda, Renato	2,500,000	0.09%
Vicky Chua	2,500,000	0.09%
Archibald Po	2,500,000	0.09%
Jeanette J. Lista	2,500,000	0.09%
Agri-Tech Management Holdings	2,184,328	0.08%
Paic Securities Corporation	2,025,824	0.07%

The Company is in compliance with the minimum public ownership requirement prescribed under existing regulations of the Securities and Exchange Commission and the Philippine Stock Exchange.

The Company's level of public float as of December 31, 2017 is 87.56% of total outstanding shares.

3) DIVIDENDS

- a) No cash/stock dividends have been declared in 2016 and 2017.
- b) There are no restrictions that limit the payment of dividend on common shares

4) RECENT SALES OF UNREGISTERED OR EXEMPT SECURITIES

Recent sales of shares of the Company consist of the subscription and issuance of shares under the Company's Stock Option Plan (SOP), which are covered by a Certificate of Exemption from the registration requirements of the Securities Regulation Code (SRC) issued by the Securities and Exchange Commission on September 8, 2011. The exemption was pursuant to Section 10.2 of the SRC, in view of the fact that the issuance of said SOP shares is limited in character in that the right/option to purchase the shares of stock are limited to the 33 optionees who are the directors, members of the Advisory Board, officers and employees of the Company.

As at the expiry of the SOP option on July 11, 2013, a total of 500,000,000 common shares of the Company were subscribed for cash and at the price of Php0.25 per share, which is the par value of the said shares. There were no underwriting discounts or commissions given or paid by the Company.

A total of seventeen (17) optionees exercised their option rights under the Company's SOP, who are directors, members of the Advisory Board and officers and employees of the Company, to wit:

Subscribers	Shares Subscribed	Date of Subscription
Directors		
Oscar C. De Venecia	30,000,000	4.27.12
	22,000,000	7.03.13
Francis C. Chua	30,000,000	4.27.12
	22,000,000	7.03.13
Ramon L. Mapa	30,000,000	4.27.12
Oscar L. De Venecia, Jr.	28,500,000	4.27.12
	22,000,000	7.03.13
Jaime J. Martirez	30,000,000	4.26.12
	30,100,000	7.03.13
Ma. Florina M. Chan	30,000,000	4.26.12
	22,000,000	7.03.13
Eduardo V. Manalac	30,000,000	4.27.12
Gabriel R. Singson, Jr.	30,000,000	4.27.12
Isidoro O. Tan	30,000,000	4.26.12
	22,000,000	7.03.13
Oscar S. Reyes	30,000,000	9.26.12
	22,000,000	7.03.13
Dennis D. Decena	4,000,000	4.26.12
Advisory Board		
Jose C. De Venecia, Jr.	5,000,000	4.26.12
	12,000,000	7.03.13
Leonardo R. Arguelles, Jr.	8,100,000	7.03.13
Officers		
Emelinda I. Dizon	10,000,000	7.03.13
Corazon M. Bejasa	100,000	9.26.12
Alberto P. Morillo	100,000	9.26.12
Marietta V. Villafuerte	100,000	9.26.12
<b>Total</b>	<b>500,000,000</b>	-

## ITEM 6. MANAGEMENT DISCUSSION AND ANALYSIS OR PLAN OF OPERATIONS

### Key Performance Indicators

The following table shows the top 5 key Performance indicators for the past two years:

Key Performance Indicators	Year 2017	Year 2016
Return on Investment (ROI) (Net Income/Ave. Stockholders' Equity)	-8.49%	-16.53%
Profit Margin (Net Income/Net Revenue)	-790.56%	-127.20%
Investment in Projects (Non-Petroleum) (As a % of Total Assets)	36.61%	38.19%
Investment in Wells and Other Facilities (As a % of Total Assets)	15.24%	12.18%
Current Ratio (Current Assets/Current Liabilities)	4.04:1	20.97:1
Asset Turnover (Net Revenue/Ave. Total Assets)	1.00%	12.64%
Solvency Ratios		
Debt to Equity Ratio	11.85%	3.12%
Asset to Equity Ratio	111.85%	103.12%

ROI (Net Income/Average Stockholders' Equity) measures the profitability of stockholders' investment. Profit Margin (Net Income/Net Revenue) measures the net income produced by each peso of revenue. Investment in Projects as a % of Total Assets, measures how much the Company invested in its committed work programs. Current Ratio (Current Assets/Current Liabilities) measures the short-term debt paying ability of the Company. Asset Turnover (Net Revenue/Average Total Assets) measures how efficiently assets are used to produce profit.

ROI was -8.49% in 2017, and -16.53% in 2016. Both years showed negative rates because the Company booked net losses for those years.



Profit Margin was -790.56% in 2017, and -127.20% in 2016. Like in the previous paragraph both years showed negative rates because the Company booked net losses for those years.

Investment in Non-Petroleum Projects as a % of Total Assets decreased from 38.19% in 2016 to 36.61% in 2017. The decrease in rate was due to the increase in the total assets base in relation to investments.

Investment in Wells and Other Facilities as a % of Total Assets increased from 12.18% in 2016 to 15.24% in 2017. The increase in rate was due to the increases in both investments and total assets.

Current ratio decreased from 20.97:1 in 2016 to 4.04:1 in 2017. The decrease in ratio was due to increases in both current assets and current liabilities.

Asset Turnover decreased from 12.64% in 2016 to 1.00% in 2017. The decrease in ratio was due to the decreases in both revenue and total assets.

Debt to Equity Ratio increased from 3.12% in 2016 to 11.85% in 2017. The increase in ratio was due to the increase in liabilities while equity decreased.

Asset to Equity Ratio increased from 103.12% in 2016 to 111.85% in 2017. The increase in ratio was due to the increase in total assets while equity decreased.

## **(1) Management's Discussion and Analysis of Financial Condition and Results of Operations for 2017**

### **(a) Full Fiscal Years (Three Years)**

#### **2017**

For 2017, total assets of the Company stood at Php 752.253 million, an increase of Php 31.211 million from the balance of Php 721.042 million in 2016. Current assets amounting to Php 261.009 million increased by Php 90.915 million from the balance of Php 170.094 million in 2016. This was primarily due to the booking of refundable earnest money deposits amounting to Php 171.429 million paid for due diligence audits on various projects which the Company's intends to invest in subject to favorable results of these audits. This accounted for the decrease in cash and cash equivalents of Php 84.596 million. Non-current assets, however, decreased by Php 59.704 from Php 550.947 million in 2016 to Php 491.243 million in 2017 primarily due to the decrease in available for sale financial assets of Php 89.471 million due to sale. This was partially offset by an increase in deferred exploration costs of Php 29.874 million, which booked the costs and expenses for the existing projects of the Company.

Total liabilities in 2017 closed at Php 79.709 million, an increase of Php 57.878 million from the balance of Php 21,831 million in 2016. Current liabilities amounting to Php 64.551 million increased by Php 56.439 million from the balance of Php 8.112 million in 2016. This was primarily due to the availment of a short-term loan from an existing credit line amounting to Php 50 million and the booking of advances from a stockholder of Php 6.671 million. Non-current liabilities amounting to Php 15.158 million increased by Php 1.439 million from the balance of Php 13.719 million in 2016. This was due to the increase in deferred income tax liabilities of Php 11.792 million which was partially offset by a decrease in accrued retirement benefits of Php 10.353 million.

Total equity recorded in 2017 was Php 675.783 million, a decrease of Php 26.668 million from the balance of Php 702.451 million in 2016. This was primarily due to the decreases



in retained earnings of Php 56.555 million due to the losses booked for the year, revaluation increment in office condominium due to depreciation of Php 1.549 million and net unrealized gains on changes in fair value of AFS financial assets of Php 2.741 million. These decreases, however were partially offset by increases in capital stock and additional paid-in capital due to additional subscriptions totaling Php 40.014 million net of deposit for future subscriptions of Php 13.941 million, remeasurement gain on accrued retirement benefits of Php 6.864 million and translation adjustment of Php 0.875 million.

For 2017 revenue generated amounted to Php 7.367 million. Revenue for the year mostly came from interest and dividend income totaling Php 6.918 million and gain on sale of financial assets of Php 1.68 million, net of foreign exchange losses of Php 1.231 million. Compared to 2016, revenue in 2017 decreased by Php 90.482 million mainly because in 2016, the Company generated revenue from fair value adjustments on investment properties amounting to Php 71.955 million and unrealized foreign exchange gain of Php 16.414 million.

Cost and expenses for 2017 amounted Php 56.101 million, Php 55.656 million of which are in general and administrative expenses and Php 0.445 million in interest expenses.. Compared to 2016, cost and expenses in 2017 decreased by Php 162.568 million primarily because in 2016, the Company recorded provisions for impairment on deferred costs amounting to Php 166.713 million.

For the year 2017, the Company recorded a consolidated operating loss of Php 58.244 million, Php 58.104 million of which was attributable to equity holders of the parent company and Php 0.140 million to non-controlling interest. Deducting a net comprehensive income of Php 5.098 million, total comprehensive loss for the year amounted to Php 53.146 million, of which Php 53.106 million of which was attributable to equity holders of the parent company, and Php 0.041 million to non-controlling interest.

#### 2016

For 2016, total assets of the Company stood at Php 721.042 million, a decrease of Php 106.197 million from the balance of Php 827.239 million in 2015. Current assets amounting to Php 170.094 million decreased by Php 37.577 million from the balance of Php 207.671 in 2015. This was primarily due to the decrease in cash and cash equivalents disbursed for costs and expenses during the year. Non-current assets, totaling Php 550.948 million decreased by Php 68.619 million from the balance of Php 619.567 million. This was primarily due to the decrease in deferred exploration costs of Php 135.669 due to the provisions for impairment losses booked for the year amounting to Php 166.713 million and the decrease in available for sale (AFS) financial assets of Php 24.889 million due to redemption. These decreases, however, were partially offset by increases in investment properties and property and equipment totaling Php 80.872 million due to revaluation and Php 17.296 due to acquisitions.

Total liabilities closed at Php 21.831 million, an increase of Php 1.479 million from the balance of Php 20.352 million in 2015. This was primarily due to the increase of Php 2.567 million in payables and accrued expenses, partially offset by the decrease in income tax payable amounting to Php 1.112 million.

Total equity recorded was Php 699.211 million, a decrease of Php 107.676 million compared to the balance of Php 806.887 million in 2015. The decrease was primarily due to the decreases in retained earnings amounting to Php 74.127 million due to the losses for the year, non-controlling interests of Php 49.252 million and translation adjustment of Php 4.253 million. These decreases were however partially offset by deposit on future subscriptions of Php 13.941 million and an increase in revaluation increment of Php 6.040 million.

Total revenue generated for the year amounted to Php 97.850 million, an increase of Php 47.384 million from the revenue in 2015 of Php 50.466 million. Revenues for the year were mostly from fair value adjustments on investment properties amounting to Php



71.956 million, unrealized foreign exchange gains of Php 16.414 million and interests and dividends totaling Php 9.454 million.

Costs and expenses were from general and administrative expenses amounting to Php 51.955 million and provisions for impairment losses on deferred exploration costs of Php 166.713 million. Provisions for impairment losses of Php 147.933 were booked on deferred costs for the Indonesia oil project as the project was placed on hold by the middle of 2015 until Pertamina is able to finalize the organizational structure of local miners in said areas who will handle the management and operation of oil well in said areas and with whom the Company shall enter into new cooperation agreements. In addition, Php 16.224 million provisions for impairment losses were booked on deferred costs for SC 47 as the Department of Energy (DOE) had already approved the relinquishment of the service contract by the consortium, including the Company, and Php 2.556 million on deferred costs for hydropower service contracts as the Company returned the service contracts to the DOE in order to concentrate its resources to its geothermal projects.

For the year 2016, the Company recorded a consolidated operating loss of Php 124.460 million, Php 75.648 million of which was attributable to equity holders of the parent company and Php 48.812 million to non-controlling interests. Deducting a net comprehensive income of Php 2.843 million, total comprehensive loss amounted to Php 121.617 million, Php 72.364 million of which was attributable to equity holders of the parent company, and Php 49.253 million to non-controlling interests.

## 2015

For 2015, total assets of the Company stood at Php 827.238 million, a decrease of Php 35.954 million compared to the balance of Php 863.192 million in 2014. Current assets, totaling Php 207.671 million in 2015, increased by Php 154.588 million from the balance in 2014 of Php 53.083 million. This was primarily due to the increase in cash and cash equivalents resulting from the sale of long-term available for sale securities (AFS). Non-current assets, totaling Php 619.567 million decreased by Php 190.542 million from the balance in 2014 of Php 810.109 million. This was due to the sale of long-term AFS securities as previously mentioned which were re-invested in short-term money market placements.

Total liabilities closed at Php 20.352 million, a decrease of Php 5.868 million from the balance of Php 26.220 million in 2014. This was mainly due to the payment of certain payables and accrued expenses which was partly offset by additional accruals for retirement benefits and accruals for income taxes payable.

Total equity levelled at Php 806.887 million, a decrease of Php 30.086 million from the balance of Php 836.973 million in 2014. The decrease was primarily due to the decrease in unrealized gain on changes in fair value of AFS financial assets resulting from the sale of AFS securities amounting to Php 30.651 million. This was partly offset by the increase in capital stock due to additional subscriptions of Php 0.156 million and increase in retained earnings of Php 7.270 million due to the income attributable to equity holders of the parent company of Php 5.445 million.

For 2015, total revenue generated amounted to Php 50.465 million, an increase of Php 16.356 million from the revenues generated in 2014 of Php 34.109 million. Revenues in 2015 were mostly from the gain on sale of AFS securities amounting to Php 45 million. Other sources of revenue were from dividends and interest income on cash and placements totaling Php 11.617 million which were partly reduced by other charges of Php 6.153 million.

Costs and expenses were all in general and administrative expenses amounting to Php 48.480 million, down by Php 0.857 million compared to the balance of Php 49.337 million in 2014.



For the year 2015, the Company recorded a consolidated operating loss of Php 1.188 million. This was a net result of an operating income of Php 5.445 million attributable to the equity holders of the parent company, and an operating loss of Php 6.633 million attributable to non-controlling interest. Because of the realization of unrealized gains/loss in changes in fair value of the related AFS securities sold during the year amounting to Php 30.65 million, the company recorded a total comprehensive loss of Php 30.333 million.

There are no material events subsequent to the end of the reporting period that have not been reflected in the financial statements for the period.

There are no changes in the composition of the company during the period, including business conditions, acquisition or disposal of subsidiaries and long-term investments, restructurings, and discontinuing of operations.

Since December 31, 2017, there are no other changes in contingent liabilities or assets and no new material contingencies, events or transactions that have occurred during the current interim period. There are no trends, demands, commitments, events or uncertainties, known to management that will have a material impact on the company's liquidity.

There are no material commitments for capital expenditures and no seasonal aspects that have a material effect on the financial conditions or results of operations.

There are no known trends, events or uncertainties that have had or that are reasonably expected to have a material favorable or unfavorable impact on net sales/revenues/income from continuing operations.

There are no events that will trigger direct or contingent financial obligations that are material to the company, including any default or acceleration of an obligation.

There are no material off-balance sheet transactions, arrangements, obligations, (including contingent obligations), and other relationships of the company with unconsolidated entities or other persons created during the reporting period.

The causes for any material changes (5% of the relevant accounts or such lower amount, which the company deems material on the basis of other factors) from period to period which include vertical and horizontal analysis of any material item, have been presented in this report.

## **ITEM 7. FINANCIAL STATEMENTS**

The Company's Consolidated Financial Statements and Schedules to Financial Statements are filed as part of this SEC Form 17-A.

## **ITEM 8. CHANGES AND DISAGREEMENTS WITH ACCOUNTANTS AND FINANCIAL DISCLOSURE**

There were no disagreements with the Company's external auditors on any accounting and financial disclosures in the 2017 audited financial statements of the Company.

The accounting policies adopted are consistent with those of the previous financial reporting year, except for the following revised and amended PFRS, PAS and Philippine Interpretations, based on the International Financial Reporting Committee Interpretations, which the Company adopted as of January 1, 2017, namely:

1. Amendments to PFRS 12, Disclosure of Interests in Other Entities, Clarification of the Scope of the Standard (Part of Annual Improvements to PFRSs 2014-2016 Cycle). Adoption of these amendments did not have any impact on the Group's consolidated financial statements
2. Amendments to PAS 7, Statement of Cash Flows, Disclosure Initiative. The Group has provided the required information in the Notes to the consolidated financial statements.
3. Amendments to PAS 12, Income Taxes, Recognition of Deferred Tax Assets for Unrealized Losses

The Group applied the amendments retrospectively. However, their application has no effect on the Group's financial position and performance as the Group has no deductible temporary differences or assets that are in the scope of the amendments.

The above changes were disclosed in the Consolidated Audited Financial Statements of the Corporation as of December 31, 2017.

### **PART III – CONTROL AND COMPENSATION INFORMATION**

#### **(A.) Management's Discussion and Analysis (MD&A and Plan of Action)**

##### **Plan of Operations for 2018**

##### **Oil and Gas Operations**

For 2018, the Company will continue with its business commitment in oil and gas exploration, being a party, together with other oil exploration companies, to a service contract for the exploration, development and exploitation of certain areas situated in onshore Mindoro (Service Contract 53).

For Service Contract 53, the consortium has agreed to drill Progreso-2 to fulfil one of the 2 well obligations under the Sub-Phase 2 program. While preparations are on-going for the drilling works, the term for this phase is deemed suspended and will start upon resolution of pending issues with the NCIP and the Famatodi, Inc., the association of indigenous peoples in the project area. The Company has a 3% participation in this service contract.

As to the management and operation of oil wells in Indonesia, which is being undertaken by PT Basic Energi Solusi (PT BES), the company registered in Indonesia, as the operating arm of Grandway Group Limited, the joint venture between the Company and Petrosolve Bhd Sdn, PT BES acquired the rights to manage ten (10) wells in the Dadangilo and Wonocolo areas, with the objective of rehabilitating these wells for possible limited oil production. As of December 31, 2014, five (5) wells have been drilled. In the first half of 2015, however, PT Pertamina, which holds the service contract in these areas

from the government of Indonesia, terminated the oil production agreements with the local miners' organizations, and designated a temporary organization of local miners to manage the oil fields in said areas. With the decrease in world oil prices, PT Pertamina decreased its buying price for oil from these oil fields. PT BES then suspended drilling and oil production operations, pending the finalization by PT Pertamina of the organizational structure of local miners who will handle the management and production of oil from these oil fields and with whom PT BES will enter into new co-operation agreements.

The Company's cash requirements for the operations of its oil and gas business in the Philippines, for the whole year of 2018 is budgeted at a total of Php 0.4 Million, which will be adequately funded by its cash and short-term investments. There will be a need for the Company to raise additional funds and increase manpower should there be new developments to pursue the above projects in 2018.

### **Geothermal Energy Operations**

The Company is committed to drill an exploratory well in the Mabini, Batangas Geothermal Service Contract (GSC No. 8) by July, 2017. All the required permits, leases and licenses for the drilling of the exploratory well have been obtained and the Department of Energy had approved the Company's notice of intent to drill in GSC No. 8. On February 6, 2017, target depth was reached at 1,679 meters. Well completion tests and surveys were conducted afterwards and further tests and surveys were conducted afterwards and further tests are currently being undertaken to determine the geothermal resource in the areas.

The Company will continue discussions with other companies interested in the exploration and development of geothermal resources for the formation of a consortium to jointly undertake exploration and development activities for the geothermal areas awarded to the Company.

The Company's cash requirements for the operations of its geothermal energy exploration business for the whole year of 2018 is budgeted at about Php 34.0 Million, which will be adequately funded by its cash and short-term investments. There may be a need for the Company to raise additional funds to further develop its other geothermal energy projects. There are plans to increase its present manpower staff or engage the services of consultants when needed for the technical requirements and acquire additional computer equipment for these projects.

### **Hydro-Power Energy Operations**

The Company has advised the Department of Energy of its intentions to withdraw and return the service contracts for the exploration and development of hydro-power resources awarded to the Company. This will enable the Company to focus on the drilling operations for GSC No. 8 for 2018 and its other renewable energy projects.

### **Renewable Energy Projects**

The Company continues to pursue business opportunities for the development of renewable energy resources whether in the Philippines or abroad.

The Company has decided to invest in Vintage EPC Company Limited (Thailand) and VTE International Construction Company Limited (Thailand) up to fifteen per cent (15%) of the outstanding capital of said companies, after satisfactory due diligence on the said companies and its projects. On November 9, 2017, BEC signed a term sheet with Vintage



Engineering Public Company Limited (Thailand) as the owner of the said companies, to start the necessary due diligence on the said companies.

Vintage EPC Company Limited and VTE International Construction Company Limited are the EPC Contractors for the 220MW Solar Power Project located in Minbu District, Magway Region, Myanmar, who were engaged by Green Earth Power (Myanmar) as the owner-developer of the project and the holder of the Power Purchase Agreement with the Myanmar Government's energy and power ministry. The design and construction of the project commenced in 2016, and was planned to be completed in four (4) phases of 50 MW for Phases 1, 2 and 3 and 70 MW for Phase 4. Phase 1 is currently on-going with a targeted completion date of year-end 2018. The subsequent phases shall be pursued after completion of the previous phases, to achieve full completion of the four (4) phases on or before 2021.

The equity investment is part of the Company's plans to be a major renewable energy and power company. With this objective, BEC was tasked to develop a robust portfolio of renewable energy projects such as solar, wind and biomass energy projects, in the Philippines and abroad, that will provide the Company with a continuing stream of revenues in the short and mid-terms.

The Company has likewise signed Investment Term Sheets for a 10% equity investment in a Hong Kong limited company, and in a Japanese limited company, which are into the development of solar and biomass projects, respectively, in Japan.

The Company's cash requirements for the business development of renewable energy projects, is budgeted at about Php 216.2million, which will be funded by its cash and short-term investments and an outstanding loan of Php50 Million from a Philippine commercial bank. There may be a need for the Company to raise additional funds for renewable projects which may be invested by the Company in 2018. There are plans to increase its present manpower staff or engage the services of consultants when needed for the technical requirements and acquire additional computer equipment for these projects.

#### **INDEPENDENT AUDITORS**

The financial statements of the Company as of and for the year ended December 31, 2017 and years ended December 31, 2016, 2015, 2014, and 2013 have been audited by Sycip Gorres Velayo & Co. (SGV). SGV has been the Corporation's independent auditors since 1972.

There was no event in the past five (5) years where SGV and the Company had any disagreement with regard to any matter relating to accounting principles or practices, financial statement disclosures or auditing scope or procedures.

SGV has no shareholdings in the Company or any right, whether legally enforceable or not, to nominate persons or to subscribe for the securities in the Company, in accordance with the professional standards on independence set by the Board of Accountancy and approved by the Professional Regulation Commission.

## External Audit Fees

The following table sets out the fees billed for professional services rendered by the external auditors:

Period Covered	Nature of Audit	(InPHP000)
December 31, 2013	Annual Audit for regular reportorial requirements	775.0
December 31, 2014	Annual Audit for regular reportorial requirements	800.0
December 31, 2015	Annual Audit for regular reportorial requirements	530.0
December 31, 2016	Annual Audit for regular reportorial requirements	575.0
December 31, 2017	Annual Audit for regular reportorial requirements	620.0

The Audit Committee reviews the external auditor's engagement letter covering their scope of work and the reasonableness of the related professional fee taking into account the auditing firm's quality and reliability of service. Based on its review, the Audit Committee recommends for approval of the Board the appointment of the external audit service provider for the subject audit year. The Board approves the appointment subject to the ratification by the stockholders during the annual stockholders meeting. Upon recommendation of the Audit Committee and the Board of Directors, SGV was appointed by the stockholders of the Company last June 28, 2017 as the external auditor who will conduct the audit for fiscal year 2017, subject to SEC Memorandum Circular 8, Series of 2003 (Rotation of External Auditors).

## ITEM 9. DIRECTORS AND EXECUTIVE OFFICERS OF THE ISSUER

### DIRECTORS AND EXECUTIVE OFFICERS

#### ***Board of Directors***

The following were the members of the Board of Directors of the Company, as of December 31, 2017:

Oscar C. De Venecia –Chairman  
 Ramon L. Mapa- Vice Chairman  
 Francis C. Chua- Vice Chairman  
 Oscar L. De Venecia, Jr.  
 Ma. Florina M. Chan  
 Jaime J. Martinez  
 Supasit Pokinjaruras



Isidoro O. Tan

Harvey Lawrence N. Dychiao – Independent Director

Oscar S. Reyes - Independent Director

Eduardo V. Manalac - Independent Director

### ***Background Information***

The following are the names, ages, positions and period of service in the Company of the incumbent directors and key officers of the Company:

#### **Directors**

**OSCAR C. DE VENECIA**, 85 years old, Filipino, is the Chairman of the Board. Prior thereto, he held several positions in the Corporation: as the Executive Vice President of the Corporation and director in 1972; became President and CEO in 1980; and was elected as Chairman of the Board & CEO from 1988 to July 12, 2007. He served as Chairman of the Advisory Board from July 12, 2007 to February 11, 2009 before assuming the position of Chairman of the Board on February 12, 2009. He is also the Chairman of the subsidiaries of the Corporation, namely: Basic Biofuels Corporation, Basic Diversified Holdings, Inc., Basic Geothermal Energy Corporation, Basic Renewables, Inc., iBasic, Inc., and Southwest Resources, Inc.,

He is the Vice-Chairman for International and Trade Affairs of the Philippine Chamber of Commerce and Industry; and a member of the Advisory Board of the Philippines Trade Foundation, Inc. He was a director of the Manila Economic & Cultural Office (MECO), an Independent Director of the Export & Industry Bank and he was a director of the Pangasinan Economic Development Foundation, Inc. He is Past Chairman and President, now Senior Adviser, of the Petroleum Association of the Philippines.

He is the Honorary Consul General of Ukraine in the Philippines and Past Dean of the Consular Corps of the Philippines. He is a Rear Admiral of the Philippine Coast Guard Auxiliary and a former Trustee of the Free Rural Eye Clinic Foundation, Inc. in San Fabian, Pangasinan. He is a Past President of the National Association of Mapua Alumni and a life member of the Management Association of the Philippines.

He was one of the Ten Most Outstanding Alumni in 1980 in the field of Civil Engineering and in the field of Civic Involvement in 1991, conferred by the Mapua Institute of Technology and National Association of Mapua Alumni; one of the Ten Most Outstanding Civil Engineers of the Philippines in 1980 conferred by the Philippine Institute of Civil Engineers; one of the 1981 Ten Most Outstanding Citizens of Dagupan City in the category of Business and Industry; one of the recipients of a Presidential Commendation on the discovery of commercial oil in the West Linapacan Field, from President Corazon C. Aquino on January 19, 1992; awarded a Plaque of Appreciation in recognition of his achievements as Chairman of the National PolioPlus Committee in the Philippines, Department of Health from President Fidel V. Ramos and an awardee of the "Chevalier Dans L'Ordre National Du Merite" from the French Government on February 10, 2004.

He is a Past President of the Rotary Club of Makati West and Past District Governor of Rotary International, District 3830; Past Chairman of the Rotary Golfing Fellowship Foundation of the Philippines, Inc.; and Past Chairman, Philippine College of Rotary



Governors, Inc. (1997-1998). He has received numerous awards and recognitions: Awarded Plaque of Appreciation by the Rotary Foundation as Chairman of the National PolioPlus Immunization Committee (1992-2001) when the Philippines was certified Polio Free by the WHO on October 29, 2000; Multiple Paul Harris Fellow; Major Gift Donor; Volunteer and Benefactor of R.I.; Awardee, "Special Rotary International Presidential World Understanding and Peace Award" given by R.I. President Stan McCaffrey as President of the Rotary Club of Makati West during the 1982 R.I. Convention in Dallas, Texas, U.S.A.; Awardee, "Citation for Meritorious Service" and "Distinguished Service Award" from The Rotary International Foundation; Awardee, "President's Golden Century Citation" from R.I. President Herbert G. Brown; Awardee, "Regional Service Award for a Polio-Free World" from The Rotary International Foundation; Awardee, "Service Above Self Award", Rotary International. He was the Representative of District 3830 to the 2004 Rotary International Council on Legislation, Chicago, Illinois. He represented the President of Rotary International in various Rotary district conferences in the Philippines, Australia, India, Korea and Japan.

**FRANCIS C. CHUA**, 68 years old, Filipino, is a director of the Corporation since 1998, a Vice Chairman of the Board of the Directors and Director of the various subsidiaries of the Corporation since November, 2007. He is a member of the Board of Governors of the Philippine Stock Exchange, Vice Chairman of Bank of Commerce (a director since 2008) and a director of NGCP since 2009.

He was the Special Envoy on Trade and Investments of the Department of Foreign Affairs from June, 2007 to May 2010. He is the Honorary Trade and Investment Representative of the Department of Trade and Industry since 2002. He is also the Honorary Consulate General of the Republic of Peru in Manila, since 2006. He was a Special Adviser on Economic Affairs, Office of the Speaker of the House of Representatives, Congress of the Philippines in 1997 and member of the Board of Trustees of the Technical Education and Skills Development Authority from 2006 to 2009. He was the Chairman and President of BA Securities; President of the Philippine Satellite Corporation, and Vice-Chairman/Treasurer of Mabuhay Satellite Corporation.

For his civic affiliations, among others, he is the Honorary President of the Federation of Filipino Chinese Chambers of Commerce & Industry, past President of the Chamber of Commerce of the Philippines Foundation; and Chairman Emeritus of the Philippine Chamber of Commerce & Industry.

He obtained his degree in Bachelor of Science in Industrial Engineering from the University of the Philippines, in 1967, and was conferred Doctor of Humanities, Honoris Causa from the Central Luzon State University.

**RAMON L. MAPA**, 74 years old, Filipino, is a director of the Corporation since 1976 and a Vice Chairman of the Board of Directors since October, 2007 and director of the various subsidiaries of Corporation. He is the Vice Chairman and Treasurer of Sicogon Development Corporation, Treasurer of Optimum Asia Realty & Development Corporation, Director of Sta. Elena Properties, Inc., since 2002, and Director and Treasurer of Maple Agricultural Corporation, and Maple Realty Corporation since 2002.

He obtained his degree in Bachelor of Arts, major in Economics from the Ateneo University in 1965 and earned MBA credits also at the Ateneo University in 1966.

**OSCAR L. DE VENECIA, JR.**, 50 years old, Filipino, is a director and the President and CEO of the Corporation. He was the Executive Vice President & COO of the Corporation since April 04, 2007 and was appointed as President & CEO of the Corporation in August, 2011. He has served the Corporation in various executive positions, namely, as SVP and



COO from June, 1997 up to June, 2001 and was the President and CEO from December, 2002 up to November, 2005. He is the President of Basic Geothermal Energy Corporation, Basic Renewables, Inc. and Basic Biofuels Corporation, and Basic Diversified Industrial Holdings, Inc., the Chairman and President of iBasic, Inc., director of Basic Consolidated International, Inc. and President of Southwest Resources, Inc.

He was the President of Forum Energy Philippines, Inc. from November 2005 to April 2007, Chairman and CEO of Blue Bamboo Solutions, Inc. from September, 2002 to December, 2005, a Consultant for Strategic Alliance Development Corporation from March, 2002 and moved as Business Development Manager of Stradcom Corporation from May to November, 2002. He was the President of the Rotary Club of Makati East for the Rotary Year 2010-2011, and is a member of the Management Association of the Philippines. He was appointed Honorary Vice Consul of the Consulate of Ukraine in the Philippines covering the Clark-Subic Economic Zone on February 18, 2011.

He obtained his degree in Bachelor of Arts in Economics from Fordham University, New York City, in 1996.

**MA. FLORINA M. CHAN**, 62 years old, Filipino, is a Director of the Corporation since April 3, 2008 and director of the various subsidiaries of the Corporation since 2008. She was the President & COO of Philippine Commercial Capital, Inc., with which she was employed from July 16, 1982 to March 31, 2011. She was also a director of PCCI Securities Brokers Corporation, International Capital Corporation and PCCI Equities, Inc., since 2005.

She obtained her degree in Bachelor of Science in Business Economics at the University of the Philippines in 1977 and Master in Business Administration at the Fordham University in 1980.

**HARVEY LAWRENCE N. DYCHIAO**, 39 years old, Filipino, is an Independent Director of the Corporation (a director since July, 2015). He is the Managing Director of Bonifacio Capital Group, Inc. He is a New York and Philippine-qualified lawyer with extensive transactional experience in mergers and acquisitions, and financings, working along private equity funds and strategic investors. His experience also includes advising in relation to project development, capital raising, privatizations/ restructurings of state-owned enterprises, structured finance transactions and insolvency workouts. His sector focus has included mining project development, logistics, real estate, financial institutions, public utilities and consumer goods, among others. He has also served in the public sector with the privatization and special projects team of the Department of Finance of the Philippines.

He attended Harvard Law School and is the executive director of the 800-member Harvard Club of the Philippines.

**EDUARDO V. MAÑALAC**, 71 years old, Filipino, and is an Independent Director of the Corporation (a director since October, 2009). He is the President of TransEnergy International Limited. From 2003 to late 2004, Mr. Mañalac was Undersecretary of the Department of Energy (DOE) of the Philippines, where, among other achievements, he promoted the standardization and use of coconut biodiesel, which highlighted the DOE's participation in developing the "Biofuels Law." He instituted a transparent new system for the awarding of oil service contracts, that led to the First Philippine Contracting Round in 2003. He was appointed President and CEO of the Philippine National Oil Company (PNOC) on August, 30, 2004, President and CEO of the PNOC Exploration Corporation (PNOC-EC) in September, 2004, and subsequently Chairman of the PNOC Energy Development Corporation (PNOC-EDC) within the same period. Mr. Mañalac also initiated international cooperative meetings that led to the historic signing of the Tripartite Agreement for a Joint Marine Seismic Undertaking in the South China Sea between the Philippines (PNOC), China (China National Offshore Oil Corporation), and Vietnam (Petrovietnam).



Prior to 2003, he was an executive for the Oklahoma-based Phillips Petroleum Company, now Conoco Phillips based in Houston Texas. He served as Exploration Manager for Latin America/Asia/Former Soviet Union from 1981-85 and was then assigned to head Phillips Petroleum Company Indonesia as its Managing Director from 1985-87. He was also President and General Manager of Phillips Pakistan from 1987-89 and Exploration Manager for Latin America from 1989-95. His last posting with Phillips was China, where, as Vice-President and Exploration Manager for Phillips China, he discovered the giant Peng Lai oil field in northern China's Bohai Bay in 1999. For this reason, and for other outstanding achievements, the government of the People's Republic of China honoured him with its Friendship Award in 2001, and its first-ever Foreign Model Worker Award in 2002.

Mr. Mañalac attended the University of the Philippines in Diliman, Q.C. Philippines, which conferred on him an Outstanding Alumni Award in 2005. He graduated from UP with a Bachelor of Science degree in Geology in 1967, and completed post-Graduate studies in petroleum geology through 1969.

**JAIME J. MARTIREZ**, 63 years old, Filipino, is a director of the Corporation and its subsidiaries since October, 2007. He is the President & CEO of Unicapital Finance and Investments, Inc., Managing Director and Treasurer of Unicapital, Inc., Treasurer and Director of Unicapital Securities, Inc., Chairman, and President & CEO of Unoventure, Inc., a PEZA registered enterprise facilities provider. He is the Chairman of the Executive Committee of the Unicapital Group of Companies. He is a director in Majalco, Inc., a diversified holding corporation, in Malayan Savings Bank and in MJ Holdings, Inc., a real estate company engaged in commercial property development in the Makati Central Business District. He is a past director of the Philippine Finance Association, a member of the Makati Business Club and the European Chamber of Commerce (ECCP). He has acquired and developed professional expertise in the field of Investment Banking for the last 41 years, since 1976.

He obtained his degree in Bachelor of Science in Management from De La Salle University in 1975 and completed the academic units for a Masters degree in Business Administration from the Ateneo Graduate School of Business in 1979.

**SUPASIT POKINJARURAS**, 35 years old, a national of Thailand and a director of the Corporation since June, 2017. He is an Executive Director of Vintage Engineering Public Company Limited of Thailand, a stockholder of the Corporation which he represents in the Board. He started his career at HSBC (Thailand) developing relationships and managing investment portfolios for high net worth individuals. His first foray into the renewable energy industry brought him to develop one of the most innovative and advance Solar Power Plant project in Japan. Soon after, he became the head of Green Earth Power (Thailand) Co., Ltd., and co-developed a 220MW Solar Farm in Minbu, Myanmar. He obtained his Bachelor of Business Administration (International Program) degree in Thammasat University and his Master of Science in Financial Analysis from the University of San Francisco.

**OSCAR S. REYES**, 72 years old, Filipino, and a director of the Corporation and its subsidiaries since June 2007. He is presently the President and Chief Executive Officer of the Manila Electric Corporation. Among his other positions are: Member of the Advisory Board of Philippine Long Distance Telephone Company, and Member of the Advisory Council of the Bank of the Philippine Islands. He is the President/Director of Meralco Powergen Corporation, and Chairman of Meralco Industrial Engineering Services, Inc., Meralco Energy, Inc., CIS Bayad Center, Inc., Redondo Peninsula Energy Inc., and Pepsi Cola Products Philippines, Inc., Pacific Light Power Pte Ltd., MRail, Inc., MSpectrum, Inc. Atimonan One Energy, Inc. and Aurora Managed Power Services, Inc. He is a director of PLDT Communications & Energy Ventures Inc., Asian Eye Institute, Republic Surety & Insurance Co., Inc. and Clark Electric Development Corporation, and an independent director of Manila Water Co., Cosco Capital Inc., Sun Life Financial Plans, Inc., Sun Life



Prosperity Funds, Grepalife Dollar Bond Fund Corporation, Grepalife Fixed Income Fund Corporation, Grepalife Bond Fund Corporation and Petrolift Inc.. Prior to these posts, he served the Shell Companies in the Philippines in various capacities, including Country Chairman and concurrently President of Pilipinas Shell Petroleum Corporation, and Managing Director of Shell Philippines Exploration B.V. He is a Member of the Board of Trustees of One Meralco Foundation, Pilipinas Shell Foundation, Inc., SGV Foundation, and El Nido Foundation, Inc.

He finished his Bachelor of Arts Major in Economics (Cum Laude) degree at the Ateneo de Manila University in 1965. He took post-graduate studies at the Ateneo Graduate School of Business, Waterloo Lutheran University and the Harvard Business School

**ISIDORO O. TAN**, 70 years old, Filipino, is a director of the Corporation and its subsidiaries. since 1993. He is also the President & Director of Filspin, Inc. for the last thirty (30) years. He obtained his degree in Bachelor of Science in Industrial Engineering at the Adamson University in 1969.

## OFFICERS

**CORAZON M. BEJASA**, 70 years old, Filipino, is the Corporate Secretary of the Corporation with the rank of Vice President since July 12, 2007. She was Head, Legal and Human Resources of ValueGen Insurance Corporation and Banclife Insurance Corporation from 2002 to 2006. Earlier, she was Corporate Secretary and Senior Vice President for Support Services and occupied various department head positions for legal, human resources, credit, administration, mortgage banking and consumer banking at Urban Bank from 1983 to 2000. She was also employed as legal research officer then legal executive assistant at the Central Bank of the Philippines from 1974 to 1983 and Assistant to the Secretary of the Monetary Board in 1991, and as legal researcher at the Supreme Court of the Philippines from 1972 to 1974. She obtained her Bachelor of Laws from the University of Santo Tomas, Magna Cum Laude, in 1972 and was 8<sup>th</sup> Place in 1972 Bar Examinations.

**ALBERTO P. MORILLO**, 62 years old, Filipino, is the Vice-President for Petroleum Operations since 2007. He first joined the Corporation in July 1987 as Geologist and became Vice President in 1989 until 1997. He continued serving the Corporation as a Consultant from 1997 and was rehired as Vice President for Petroleum Operations in 2007. Prior to re-joining the Corporation, he was Vice President for Exploration of Forum Exploration, Inc. from 1997 to 1999. His earlier work included stints as Geologist in various exploration and mining companies including PNOC – Exploration Corporation, Semirara Coal Corporation and Jasra Kutei Basin Ltd. in Indonesia, among others. He is also concurrently a Director of First Exploration and Development Services, a technical consultancy firm. He obtained his Bachelor of Science degree in Geology from the University of the Philippines in 1978, and has earned MBA units from the Ateneo de Manila University. He has taken the Management Development Program from the Asian Institute of Management in 1994, and an MS in Computer Science (pending thesis) from the AMA Computer College in 2001.

**ALAIN S. PANGAN**, 39 years old, Filipino, a Certified Public Accountant, and was engaged as Vice President for Finance effective January, 2018. He was the Investment and Treasury Manager of Enfinity Philippines Services, Inc., a renewable energy company with international activities in solar and wind energy, for more than three (3) years prior to his employment with the Company. He had more than five (5) years of audit, compliance and consulting work with reputable Philippine audit firms. He obtained his Bachelor of Accountancy degree from the Far Eastern University.

**MARIETTA V. VILLAFUERTE**, 71 years old, Filipino, is the Treasurer of the Corporation with rank of Vice President since March 16, 2009. She was Vice-President for Finance of the Corporation from January, 2008 to March 15, 2009. She was the Senior Vice



President & Comptroller of PentaCapital Finance Corporation, with whom she was employed as Comptroller since September, 1993. Previous to that, she assumed various positions in General Credit Corporation (which subsequently became PentaCapital) as Personnel Manager, Credit Manager and then Comptroller. She is a Certified Public Accountant, and obtained her degree in Bachelor of Science in Business Administration, Major in Accounting, from the University of the Philippines, in 1968.

**ANGEL P. GAHOL**, 64 years old, Filipino, is the Assistant Vice President- Legal Department of the Corporation since August 15, 2006. He is the Assistant Corporate Secretary and Compliance Officer of the Corporation. He has been the Legal and Human Resources Manager of the PHINMA's industrial estate, Bacnotan Industrial Park Corporation, and Bacnotan Steel Industries, Inc. from 1997 to 2002 and of the mini-steel mill plant project located in Calaca, Batangas as HRD Manager on a concurrent basis. He has been with Bacnotan Consolidated Industries, Inc. for eight years as Legal Assistant and with PHINMA's Legal Department for more than seven years as Assistant Legal Counsel. He obtained his degree in Bachelor of Arts, major in Economics, from the University of Santo Tomas in 1973 and his degree in Bachelor of Laws from the same university in 1979.

**PETER JAMES D. LEANO V**, 41 years old, Filipino, is the Drilling and Logistics Manager –Operations Department of the Corporation since March 3, 2014. He is the Managing Partner of Geo-Exploration Services Company engaged in exploration drilling projects of mining and cement companies. He was the General Manager of Primo Asia Mining and Drilling, Inc.-Philippines. Previous to that, he was a Training Consultant for the Philippine Human Rights Information Center, Philippines and that of the Office of the Presidential Adviser on Food Security. He is a graduate of Business Administration in Development Studies from the University of the Philippines, in 1997.

**DARIUS A. MARASIGAN**, 46 years old, Filipino, is the Business Development Officer of the Corporation. He rendered consultancy services on renewable energy projects for Restored Energy Development Corporation of the Armadillo Group of Companies from August, 2012 to April, 2014, and for PNOC Renewables Corporation from November, 2010 to August 2013. He was Senior Planning Officer at the PPP Center of the Philippines of NEDA from July, 2007 to October, 2010. Prior thereto, he was employed as Officer-in-Charge, Contracts & Claims Unit of the Meralco Industrial Engineering Services Corporation. He graduated from the Mapua Institute of Technology with a Bachelor of Science degree in Electrical Engineering, in 1994.

#### ***Involvement in Legal Proceedings***

There were no reported pending cases, actions or proceedings, whether judicial, quasi-judicial or administrative in nature, bankruptcy petitions or proceedings filed or pending, conviction in criminal cases by final judgment, or any adverse court order decree or judgment, or violation of any securities or commodities law or regulation involving any of the directors and officers of the Company for the last five (5) years.

#### ***Family Relationships***

Except for Mr. Oscar C. de Venecia, who is the father of Mr. Oscar L. de Venecia, Jr., there are no other family relationships, whether by consanguinity or affinity, among the other directors and executive officers.

### **Board Committees**

The members of the Audit and Risk Committee, which reviews the audit plans, report and findings of the internal and external auditors of the Corporation and undertakes risk evaluation and management, are:

Oscar S. Reyes (Independent Director)	-	Chairman
Eduardo V. Manalac (Independent Director)	-	Vice-Chairman
Supasit Pokinjaruras	-	Member
Jaime J. Martirez	-	Member
Harvey L.N. Dychiao (Independent Director)	-	Member

The members of the Nominating Committee, which reviews the qualifications of nominees to the Board of Directors and the key officers of the Corporation, are:

Oscar C. De Venecia	-	Chairman
Francis Chua	-	Member
Oscar L. De Venecia, Jr.	-	Member
Ramon L. Mapa	-	Member
Harvey L. N. Dychiao (Independent Director)	-	Member

The members of the Finance and Investments Committee, which reviews the financial reports of the Corporation and all project and investment proposals, are:

Jaime J. Martirez	-	Chairman
Ramon L. Mapa	-	Vice Chairman
Oscar L. De Venecia, Jr.	-	Member
Ma. Florina M. Chan	-	Member
Eduardo V. Manalac (Independent Director)	-	Member
Supasit Pokinjaruras	-	Member
Isidoro O. Tan	-	Member

The members of the Corporate Governance Committee, which is responsible for maintaining and ensuring good governance of the Corporation, are:

Harvey L.N. Dychiao (Independent Director)	-	Chairman
Eduardo V. Manalac (Independent Director)	-	Vice-Chairman
Oscar S. Reyes (Independent Director)	-	Member
Ma. Florina M. Chan	-	Member
Jaime J. Martirez	-	Member
Francis C. Chua	-	Member
Supasit Pokinjaruras	-	Member

**ITEM 10. Executive Compensation****Directors' Compensation**

The Directors of the Corporation do not receive compensation from the Company, except per diems for attendance at Board and Committee Meetings at Php15,000.00 and Php 7,500.00 per attendance, respectively. Certain directors exercised their options to purchase shares of stock of the Company under the Company's stock option plan which was approved by the stockholders on July 11, 2007. There is no existing compensatory plan or arrangement for directors of the Company.

**Executive Officers' Compensation**

NAME/POSITION	FISCAL YEAR	SALARIES	BONUSES	OTHER COMPENSATION
<b>Oscar L. de Venecia, Jr.</b> President & CEO  <b>Anthony L. Cuaycong</b> SVP & General Manager  <b>Marietta V. Villafuerte</b> VP & Treasurer  <b>Corazon M. Bejasa</b> VP & Corporate Secretary  <b>Alberto P. Morillo</b> VP- Operations  <b>Alain S. Pangan</b> VP - Finance				
<b>Total</b>	<b>2018</b>	6,708,040 (estimated)	536,856 (estimated)	0
	<b>2017</b>	9,326,096	751,205	0
	<b>2016</b>	9,057,096	729,170	0
<b>All Other Officers as a Group Unnamed</b>	<b>2018</b>	2,112,981 (estimated)	176,082 (estimated)	0
	<b>2017</b>	2,535,529	200,563	0
	<b>2016</b>	2,645,250	215,150	0

Except for the stock option plan as abovementioned and the existing retirement plan for officers and employees of the Corporation, there is no existing compensatory plan or arrangement covering bonuses, profit-sharing, warrants and other rights for directors and



officers of the Corporation, or which will arise from the resignation, retirement, expiration of term of employment, change in control or change in the officer's responsibilities.

**Item 11. Security Ownership of Certain Beneficial Owners and Management**

**1) Security Ownership of more than Five Percent (5%) of the Company Shares**

As of December 31, 2017, the entity known to the Company to be directly or indirectly the record and beneficial owner of more than five (5) per cent of the Company's common shares, is as follows:

Title of Class	Name, Address of Record Owner and Relationship with Issuer	Name of Beneficial Owner and Relationship with Record Owner	Citizenship	No of Shares Held	Per cent
Common Shares	PCD Nominee Corp* 37/F Tower I Enterprise Center, Ayala Avenue cor. Paseo de Roxas, Makati City (PCD) (No relationship with Company)	Various Participants of PCD	Filipino	2,118,562,623	82.75%
	Vintage Engineering Public Company Limited No.128 Liang Muang Nonthaburi 10 Alley, Bang Kraso Sub-district, Mueang Nonthaburi District, Nonthaburi Province 11000, Thailand (No relationship with Company)		Thai	148,382,202	5.48%

**2) Security Ownership of Management**

The following are the number of common shares known to the Corporation to be owned beneficially and/or of record by the incumbent directors and key officers of the Corporation, and the percentage of shareholdings of each, as of December 31, 2017:

**a) Directors**

Title of Class	Name of Beneficial Owner	Amount of Beneficial Ownership & Relationship w/ Beneficial Owner (Direct)	Citizenship	Percentage
Common	Oscar C. De Venecia	0	Filipino	0.00%
Common	Francis C Chua	2	Filipino	0.00%
Common	Ramon L. Mapa	268,635	Filipino	0.01%
Common	Oscar L. De Venecia, Jr.	516,334	Filipino	0.02%
Common	Eduardo V. Manalac	10,000	Filipino	0.00%

Common	Ma. Florina M. Chan	100,000	Filipino	0.004%
Common	Jaime J. Martinez	10,000	Filipino	0.00%
Common	Isidoro O. Tan	24,822,276	Filipino	0.92%
Common	Oscar S. Reyes	10,000	Filipino	0.00%
Common	Harvey Lawrence N. Dychiao	10,000	Filipino	0.00%
Common	Supasit Pokinjaruras	10,000	Thai	0.00%
	<b>TOTAL</b>	<b>25,757,247</b>		<b>0.95%</b>

## b) Executive Officers

Title of Class	Name of Beneficial Owner	Amount & Nature of Beneficial Ownership	Citizenship	Percentage
Common	Alberto P. Morillo	303,185 Direct	Filipino	0.011%
Common	Angel P. Gahol	1,476 Direct	Filipino	0.000%
	<b>Total</b>	<b>304,661</b>		<b>0.011%</b>

## c) Indirect Beneficial Ownership of Directors and Management as of December 31, 2017

Title of Class	Name of Beneficial Owner	Amount of Beneficial Ownership & Relationship w/ Beneficial Owner (Indirect)	Citizenship	Percentage
Common	Oscar C. De Venecia	13,000,000	Filipino	0.48
Common	Francis C Chua	13,000,000	Filipino	0.48
Common	Ramon L. Mapa	3,000,000	Filipino	0.11
Common	Oscar L. De Venecia, Jr.	9,025,000	Filipino	0.33
Common	Eduardo V. Manalac	8,000,000	Filipino	0.30
Common	Ma. Florina M. Chan	13,000,000	Filipino	0.48
Common	Jaime J. Martinez	15,025,000	Filipino	0.55
Common	Isidoro O. Tan	13,000,000	Filipino	0.48
Common	Oscar S. Reyes	13,000,000	Filipino	0.48
Common	Harvey Lawrence N. Dychiao	0	Filipino	0.00
Common	Supasit Pokinjaruras	0	Thai	0.00
Common	Corazon M. Bejasa	100,00	Filipino	0.004
Common	Marietta V. Villafuerte	100,000	Filipino	0.004
Common	Alberto P. Morillo	1,350,000	Filipino	0.05
	<b>TOTAL</b>	<b>101,600,000</b>		<b>3.75%</b>



## (1) Voting Trust Holders of 5% or More

None of the directors and officers owns 5% or more of the outstanding capital stock of the Corporation. The Corporation is not also aware of any person holding 5% or more of the Corporation's outstanding shares under a voting trust agreement or similar agreement.

## (2) Changes in Control

Management is not aware of any existing arrangement which may result in a change in control of the Corporation by stockholders.

## (3) Shares owned by Foreigners

The following are the number of common shares known to the Corporation to be owned beneficially and/or of record by foreigners, and the percentage of shareholdings, as of December 31, 2017:

Citizenship	No. of Shares	% Holdings
Thai	148,382,202	5.48%
American	1,516,972	0.06%
Chinese	1,515,295	0.06%
British	366,051	0.01%
Swiss	119,204	0.00%
Singaporean	63,481	0.00%
Australian	50,016	0.00%
Indian	39,567	0.00%
French	22,000	0.00%
Spanish	10,617	0.00%
Canadian	1,130	0.00%
Others	94,449,513	3.49%
<b>Total</b>	<b>246,536,048</b>	<b>9.10%</b>
	=====	=====

**ITEM 12. Certain Relationships and Related Transactions**

The Company has transactions with Vintage Engineering Public Company Limited (VTE), a public company registered in Thailand, a stockholder of the Company, relating to a possible equity investment in Vintage EPC Company Limited (Thailand) and VTE International Construction Company Limited (Thailand) up to fifteen per cent (15%) of the outstanding capital of said companies, which may be implemented after satisfactory due diligence on the said companies and its projects. In this regard, on November 9, 2017, BEC signed a term sheet with VTE as the owner of the said companies, to start the necessary due diligence on the said companies.

The Company has likewise signed an Investment Term Sheets with Vintage Holdings Japan, which is a 100% owned subsidiary of VTE, for a 10% equity investment in a Hong Kong limited company, and in a Japanese limited company,

which are into the development of solar and biomass projects, respectively, in Japan.

Other than the above transactions, there were no material transactions during the past two years, nor was there any material transaction, contractual or other commitments, currently on-going or being proposed, to which the Company was or is to be a party with any stockholder, incumbent director and/or executive officer of the Company, disclosed or required to be disclosed in the financial statements of the Company pursuant to SFAS/IAS No. 24. In the normal course of business, the Company has transactions with its subsidiaries consisting of non-interest bearing advances to finance the working capital requirements of these subsidiaries, and provides assistance to its subsidiaries in carrying out certain administrative functions in connection with its business operations

#### **PART IV - EXHIBITS AND SCHEDULE**

##### **ITEM 13.**

Exhibit 1 – Consolidated Financial Statements and Schedules thereto.

Additional Components:

- a) Reconciliation of Retained Earnings Available for Dividend Declaration
- b) Map of Relationship of the Companies within the Group
- c) Schedule of Financial Soundness
- d) Schedule of All the Effective Standards and Interpretations under PFRS as of December 31, 2017

Exhibit 2 – Current Reports under Sec. 17 of the Securities Regulation Code in SEC Form 17-C submitted during the period from January 4, 2017 to January 26, 2018.

<b>DATE OF REPORT</b>	<b>PARTICULARS</b>
January 4, 2017	List of Top 100 Stockholders as of December 31, 2016
January 4, 2017	Public Ownership Report as of March 31, 2017
January 12, 2017	Certification of Compliance with the Revised Corporate Governance
January 17, 2017	Certification on the Attendance of the Board of Directors for 2016
January 20, 2017	Update on Drilling Operations
January 26, 2017	Signing of Farm-in Agreement and Deed of Assignment with DESCO, Inc.
January 27, 2017	Update on Drilling Operations
January 27, 2017	Approval of Renewal of Clean Loan Line and Bills Purchase Line with China Bank
February 1, 2017	Second Amendment to the Memorandum of Agreement (MOA) executed between Vintage Engineering Public Company Limited of Thailand dated October 5, 2016
February 7, 2017	Drilling of Exploratory Well reaching target depth at 1.679 meters
February 15, 2017	Signing of Agreement for the Subscription of Shares of Stock with Vintage Engineering Public Company Limited



February 24, 2017	Annual Stockholders' Meeting, Nomination of Board of Directors and Members of the Board
February 24, 2017	Results of Meeting of the Board of Directors
February 24, 2017	Appointment of Members of the Advisory Board
February 27, 2017	Signing of Subscription Agreement
March 30, 2017	Change in the Issued and Outstanding Shares
March 31, 2017	Results of Meeting of the Board of Directors held on March 30, 2017
March 31, 2017	Amendment in the Articles of Incorporation
April 4, 2017	Public Ownership Report as of March 31, 2017
April 17, 2017	2016 Annual Report
April 18, 2017	2017 Information Statement
April 18, 2017	List of Top 100 Stockholders as of March 31, 2017
May 4, 2017	Quarterly Report as of March 31, 2017
May 23, 2017	2017 Information Statement Definitive
May 29, 2017	Annual Corporate Governance Report for 2016
June 1, 2017	Manual of Corporate Governance
June 1, 2017	Results of Board of Directors Meeting held on May 31, 2017
June 6, 2017	Change in Number of Issued and Outstanding Shares
June 7, 2017	Press Release on June 7, 2017
June 7, 2017	Public Ownership Report as of March 31, 2017 (Amended-2)
June 27, 2017	Update on Drilling Operations
June 29, 2017	Results of Board of Directors Meeting held on June 28, 2017
June 29, 2017	Amendment in the Articles of Incorporation
June 29, 2017	Results of Annual Stockholders' Meeting held on June 29, 2017
June 29, 2017	Results of Organizational Meeting
July 3, 2017	Submission of Draft Minutes of Annual Stockholders' Meeting held last June 28, 2017
July 6, 2017	List of Top 100 Stockholders as of June 30, 2017
July 6, 2017	Public Ownership Report as of June 30, 2017
July 21, 2017	Refundable Deposit to Solmax Power Limited of Hong Kong
August 2, 2017	Resignation of Ms. Margaret L. Honrado as Technical Manager effective July 31, 2017
August 10, 2017	Quarterly Report as of June 30, 2017
October 9, 2017	Approval of Charters of Board of Directors and Board Committees
October 9, 2017	List of Top 100 Stockholders as of June 30, 2017
October 27, 2017	Results of Board Meeting held on October 26, 2017
October 27, 2017	Basic Energy to Participate in Projects in Japan, Myanmar & Thailand
November 16, 2017	Quarterly Report as of September 30, 2017
November 17, 2017	Signing of Investment Term Sheet with Vintage Engineering Public Company Limited (VTE) of Thailand
November 28, 2017	Attendance to Corporate Governance Seminar for 2017
December 8, 2017	Signing of Investment Term Sheet with Vintage Holding Japan Company Limited
December 15, 2017	Retirement, Resignation and Appointment of Officers
January 8, 2018	Public Ownership Report as of December 31, 2017
January 11, 2018	List of Top 100 Stockholders as of December 31, 2017
January 26, 2018	Certification as to the Attendance of the Board of Directors for 2017

Exhibit 3 – Schedules required by paragraph 4(e) of SRC Rule 68 "Annex M"

**SIGNATURE PAGE**

Pursuant to the requirements of Section 17 of the Code and Section 141 of the Corporation Code, this report is signed on behalf of the issuer by the undersigned, thereunto duly authorized, in Makati City on April \_\_\_\_ 2018.

By:

**OSCAR L. DE VENECIA, JR.**  
President and CEO

**MARIETTA V. VILLAFUERTE**  
Treasurer

**CORAZON M. BEJASA**  
Corporate Secretary

**APR 16 2018**

**SUBSCRIBED AND SWORN** to before me this \_\_\_\_ day of April, 2018, affiants exhibiting to me their BIR TINs, as follows:

Name	BIR TIN
Oscar L. de Venecia, Jr.	146-709-049-000
Corazon M. Bejasa	135-911-384-000
Marietta V. Villafuerte	100-168-986-000

Doc. No. 194  
Page No. 41  
Book No. 07  
Series of 2018.

**ATTY. ROBERT N. ILUZ**  
NOTARY PUBLIC

Until December 31, 2019  
Appt. No. M-102 Makati City  
PBP #017525 for 2018 Nov. 20 2017-RSM  
PTR #6607606 Jan. 03 2018-Makati  
S.C. Roll No. 6955  
MACLE Compliance No. V-0015439 9 March 2016  
Unit 301 3<sup>rd</sup> Flr. Campos Rueda Bldg.  
101 Urban Avenue, Brgy. Pio del Pilar  
Makati City





SECURITIES AND EXCHANGE COMMISSION  
SEC Building, PICC Complex  
Manila

**STATEMENT OF MANAGEMENT'S RESPONSIBILITY  
FOR FINANCIAL STATEMENTS**


The management of Basic Energy Corporation and Subsidiaries, is responsible for the preparation and fair presentation of the financial statements including the schedules attached therein, for the years ended December 31, 2017 and 2016, in accordance with the prescribed financial reporting framework indicated therein, and for such internal control as management determines is necessary to enable the preparation of financial statements that are free from material misstatement, whether due to fraud or error.

In preparing the financial statements, management is responsible for assessing the Company's ability to continue as a going concern, disclosing, as applicable matters related to going concern and using the going concern basis of accounting unless management either intends to liquidate the Company or to cease operations, or has no realistic alternative but to do so.


The Board of Directors is responsible for overseeing the Company's financial reporting process.

The Board of Directors reviews and approves the financial statements including the schedules attached therein, and submits the same to the stockholders or members.

SyCip, Gorres, Velayo & Co., the independent auditors, appointed by the stockholders, has audited the financial statements of the company in accordance with Philippine Standards on Auditing, and in its report to the stockholders or members, has expressed its opinion on the fairness of presentation upon completion of such audit.

  
**OSCAR C. DE VENECIA**  
Chairman of the Board

  
**OSCAR L. DE VENECIA, JR.**  
President & Chief Executive Officer

  
**MARIETTA V. VILLAFUERTE**  
Vice President & Treasurer

Signed this 21st day of March, 2018.

SUBSCRIBED AND SWORN to before me this 21 day of APR 12 2018 2018 affiants having exhibited to me their TIN # as follows:

Name	TIN Number
Oscar C. De Venecia	130-704-840-000
Oscar L. De Venecia, Jr.	149-709-049-000
Marietta V. Villafuerte	100-168-986-000

Notary Public

Doc. No. 100  
Page No. 21  
Book No. 07  
Series of 2018.

  
**ATTY. ROBERT N. ILUZ**  
NOTARY PUBLIC

Until December 31, 2019  
Atty. No. M 102 Makati City  
IBP #017515 for 2018 Nov 20 2017 RSM  
PTR #661-006 Jan 03 2018 Makati  
Roll No. 5958

7F Basic Petroleum Building, 104 Carlos Palanca, Jr. Street, Legaspi Village, Makati City 1229, Philippines



+ (632) 8178596 or 98



+ (632) 8170191



www.basicenergy.ph

MCLE Compliance No. V-0015439 9 March 2016  
301 3<sup>rd</sup> Flr. Campos Rueda Bldg.  
101 Urban Avenue, Brgy. Pio del Pilar  
Makati City

# COVER SHEET

for  
AUDITED FINANCIAL STATEMENTS

SEC Registration Number

3 6 3 5 9

## COMPANY NAME

B A S I C E N E R G Y C O R P O R A T I O N A N D S  
U B S I D I A R I E S

## PRINCIPAL OFFICE ( No. / Street / Barangay / City / Town / Province )

7 t h F l o o r , B a s i c P e t r o l e u m B u i  
l d i n g , C . P a l a n c a J r . S t r e e t ,  
L e g a s p i V i l l a g e , M a k a t i C i t y

Form Type

1 7 - A

Department requiring the report

C R M

Secondary License Type, If Applicable

N / A

## COMPANY INFORMATION

Company's Email Address

basic@basicenergy.ph

Company's Telephone Number

(632) 817-8596 & 98

Mobile Number

N/A

No. of Stockholders

6,610

Annual Meeting (Month / Day)

6/27

Fiscal Year (Month / Day)

12/31

## CONTACT PERSON INFORMATION

The designated contact person MUST be an Officer of the Corporation

Name of Contact Person

Marietta V. Villafuerte

Email Address

mvvillafuerte@basicenergy.ph

Telephone Number/s

817 - 8596

Mobile Number

0920-9067393

## CONTACT PERSON'S ADDRESS

77 Baler St., San Francisco del Monte, Quezon City

**NOTE 1:** In case of death, resignation or cessation of office of the officer designated as contact person, such incident shall be reported to the Commission within thirty (30) calendar days from the occurrence thereof with information and complete contact details of the new contact person designated.

**2:** All Boxes must be properly and completely filled-up. Failure to do so shall cause the delay in updating the corporation's records with the Commission and/or non-receipt of Notice of Deficiencies. Further, non-receipt of Notice of Deficiencies shall not excuse the corporation from liability for its deficiencies.





## INDEPENDENT AUDITOR'S REPORT

The Board of Directors and Stockholders  
Basic Energy Corporation and Subsidiaries  
7th Floor, Basic Petroleum Building  
C. Palanca Jr. Street, Legaspi Village  
Makati City

### Opinion

We have audited the consolidated financial statements of Basic Energy Corporation and its subsidiaries (the Group), which comprise the consolidated statements of financial position as at December 31, 2017 and 2016, and the consolidated statements of income, consolidated statements of comprehensive income, consolidated statements of changes in equity and consolidated statements of cash flows for each of the three years in the period ended December 31, 2017, and notes to the consolidated financial statements, including a summary of significant accounting policies.

In our opinion, the accompanying consolidated financial statements present fairly, in all material respects, the consolidated financial position of the Group as at December 31, 2017 and 2016, and its consolidated financial performance and its consolidated cash flows for each of the three years in the period ended December 31, 2017 in accordance with Philippine Financial Reporting Standards (PFRSs).

### Basis for Opinion

We conducted our audits in accordance with Philippine Standards on Auditing (PSAs). Our responsibilities under those standards are further described in the *Auditor's Responsibilities for the Audit of the Consolidated Financial Statements* section of our report. We are independent of the Group in accordance with the Code of Ethics for Professional Accountants in the Philippines (Code of Ethics) together with the ethical requirements that are relevant to our audit of the consolidated financial statements in the Philippines, and we have fulfilled our other ethical responsibilities in accordance with these requirements and the Code of Ethics. We believe that the audit evidence we have obtained is sufficient and appropriate to provide a basis for our opinion.

### Key Audit Matters

Key audit matters are those matters that, in our professional judgment, were of most significance in our audit of the consolidated financial statements of the current period. These matters were addressed in the context of our audit of the consolidated financial statements as a whole, and in forming our opinion thereon, and we do not provide a separate opinion on these matters. For each matter below, our description of how our audit addressed the matter is provided in that context.



We have fulfilled the responsibilities described in the *Auditor's Responsibilities for the Audit of the Consolidated Financial Statements* section of our report, including in relation to this matter.

Accordingly, our audit included the performance of procedures designed to respond to our assessment of the risks of material misstatement of the consolidated financial statements. The results of our audit procedures including the procedures performed to address the matter below, provide the basis for our audit opinion on the accompanying consolidated financial statements.

#### Recoverability of Deferred Exploration Costs

Under PFRS 6, *Exploration for and Evaluation of Mineral Resources*, the Group's deferred exploration costs shall be assessed for impairment when facts and circumstances suggest that the carrying amounts exceed the recoverable amounts. The ability of the Group to recover its deferred exploration costs depends on the success of exploration for and evaluation of geothermal, natural gas and other renewable resources in the specific area. Deferred exploration costs amounted to ₱114.66 million as at December 31, 2017, which pertains to the Group's participating interests in geothermal, natural gas and other renewable resources service contracts. We considered this as a key audit matter in view of the substantial amount of this account and the significant management judgment required when performing an impairment review.

Information about the Group's deferred exploration costs are presented in Note 13 to the consolidated financial statements.

#### *Audit response*

We obtained management's assessment on whether there is any indication that deferred exploration costs may be impaired. We obtained and reviewed the summary of the status of each exploration project as at December 31, 2017, as certified by the Group's drilling and logistics manager, and compared it with the disclosures submitted to the regulatory agency. We also inspected service contracts and relevant joint operations agreement of each of the exploration projects to determine that the period for which the Group has the right to explore in the specific area has not expired or is not expiring in the near future. We also read the minutes of the meetings of the Group's Board of Directors for the discussion of management plans and significant developments on the service contracts or of any concession areas that are expected to be abandoned or any exploration activities that are planned to be discontinued in those areas.

#### Valuation of Investment Properties at Fair Value

The Group accounts for its investment properties, which consist of parcels of land, using the fair value model. The Group engaged an appraiser in 2016 to measure the fair values of the investment properties as at December 31, 2016. In 2017, management assessed that there are no significant changes in the fair values of the Group's investment properties from the valuation dates in 2016 to December 31, 2017. The determination of the fair values of these investment properties involves significant management judgment and estimations. Furthermore, the investment properties represent 37% of the consolidated total assets as at December 31, 2017. Thus, we considered the valuation of investment properties as a key audit matter.

The Group's disclosures about investment properties are presented in Note 11 to the consolidated financial statements.





### *Audit response*

We obtained management's assessment on the fair values of the Group's investment properties as at December 31, 2017. We reviewed the factors considered by management in its assessment and compared with the current conditions in the market. We performed ocular inspection on these investment properties for any major developments within the vicinity that may drive significant changes in their fair values. We discussed with the appraiser engaged by the Group in 2016 whether there are significant changes in the fair values of the investment properties from the valuation dates in 2016 to December 31, 2017.

### **Other Information**

Management is responsible for the other information. The other information comprises the information included in the SEC Form 20-IS (Definitive Information Statement), SEC Form 17-A and Annual Report for the year ended December 31, 2017, but does not include the consolidated financial statements and our auditor's report thereon. The SEC Form 20-IS, SEC Form 17-A and Annual Report for the year ended December 31, 2017 are expected to be made available to us after the date of this auditor's report.

Our opinion on the consolidated financial statements does not cover the other information and we will not express any form of assurance conclusion thereon.

In connection with our audits of the consolidated financial statements, our responsibility is to read the other information identified above when it becomes available and, in doing so, consider whether the other information is materially inconsistent with the consolidated financial statements or our knowledge obtained in the audits, or otherwise appears to be materially misstated.

### **Responsibilities of Management and Those Charged with Governance for the Consolidated Financial Statements**

Management is responsible for the preparation and fair presentation of the consolidated financial statements in accordance with PFRSs, and for such internal control as management determines is necessary to enable the preparation of consolidated financial statements that are free from material misstatement, whether due to fraud or error.

In preparing the consolidated financial statements, management is responsible for assessing the Group's ability to continue as a going concern, disclosing, as applicable, matters related to going concern and using the going concern basis of accounting unless management either intends to liquidate the Group or to cease operations, or has no realistic alternative but to do so.

Those charged with governance are responsible for overseeing the Group's financial reporting process.

### **Auditor's Responsibilities for the Audit of the Consolidated Financial Statements**

Our objectives are to obtain reasonable assurance about whether the consolidated financial statements as a whole are free from material misstatement, whether due to fraud or error, and to issue an auditor's report that includes our opinion. Reasonable assurance is a high level of assurance, but is not a guarantee that an audit conducted in accordance with PSAs will always detect a material misstatement when it exists. Misstatements can arise from fraud or error and are considered material if, individually or in the aggregate, they could reasonably be expected to influence the economic decisions of users taken on the basis of these consolidated financial statements.



As part of an audit in accordance with PSAs, we exercise professional judgment and maintain professional skepticism throughout the audit. We also:

- Identify and assess the risks of material misstatement of the consolidated financial statements, whether due to fraud or error, design and perform audit procedures responsive to those risks, and obtain audit evidence that is sufficient and appropriate to provide a basis for our opinion. The risk of not detecting a material misstatement resulting from fraud is higher than for one resulting from error, as fraud may involve collusion, forgery, intentional omissions, misrepresentations, or the override of internal control.
- Obtain an understanding of internal control relevant to the audit in order to design audit procedures that are appropriate in the circumstances, but not for the purpose of expressing an opinion on the effectiveness of the Group's internal control.
- Evaluate the appropriateness of accounting policies used and the reasonableness of accounting estimates and related disclosures made by management.
- Conclude on the appropriateness of management's use of the going concern basis of accounting and, based on the audit evidence obtained, whether a material uncertainty exists related to events or conditions that may cast significant doubt on the Group's ability to continue as a going concern. If we conclude that a material uncertainty exists, we are required to draw attention in our auditor's report to the related disclosures in the consolidated financial statements or, if such disclosures are inadequate, to modify our opinion. Our conclusions are based on the audit evidence obtained up to the date of our auditor's report. However, future events or conditions may cause the Group to cease to continue as a going concern.
- Evaluate the overall presentation, structure and content of the consolidated financial statements, including the disclosures, and whether the consolidated financial statements represent the underlying transactions and events in a manner that achieves fair presentation.
- Obtain sufficient appropriate audit evidence regarding the financial information of the entities or business activities within the Group to express an opinion on the consolidated financial statements. We are responsible for the direction, supervision and performance of the audit. We remain solely responsible for our audit opinion.

We communicate with those charged with governance regarding, among other matters, the planned scope and timing of the audit and significant audit findings, including any significant deficiencies in internal control that we identify during our audit.

We also provide those charged with governance with a statement that we have complied with relevant ethical requirements regarding independence, and to communicate with them all relationships and other matters that may reasonably be thought to bear on our independence, and where applicable, related safeguards.







Building a better  
working world

- 5 -

From the matters communicated with those charged with governance, we determine those matters that were of most significance in the audit of the consolidated financial statements of the current period and are therefore the key audit matters. We describe these matters in our auditor's report unless law or regulation precludes public disclosure about the matter or when, in extremely rare circumstances, we determine that a matter should not be communicated in our report because the adverse consequences of doing so would reasonably be expected to outweigh the public interest benefits of such communication.

The engagement partner on the audit resulting in this independent auditor's report is  
Leovina Mae V. Chu.

SYCIP GORRES VELAYO & CO.



Leovina Mae V. Chu

Partner

CPA Certificate No. 99910

SEC Accreditation No. No. 1199-AR-1 (Group A),

June 22, 2015, valid until June 21, 2018

Tax Identification No. 209-316-911

BIR Accreditation No. 08-001998-96-2018,


February 2, 2018, valid until February 1, 2021

PTR No. 6621343, January 9, 2018, Makati City

March 21, 2018



**BASIC ENERGY CORPORATION AND SUBSIDIARIES**  
**CONSOLIDATED STATEMENTS OF FINANCIAL POSITION**



**December 31**

	<b>2017</b>	<b>2016</b>
<b>ASSETS</b>		
<b>Current Assets</b>		
Cash and cash equivalents (Note 6)	<b>₱75,029,384</b>	<b>₱159,625,881</b>
Receivables (Note 7)	<b>2,687,022</b>	<b>2,500,836</b>
Refundable deposits (Note 8)	<b>171,429,108</b>	<b>—</b>
Prepayments and other current assets (Note 9)	<b>11,864,021</b>	<b>7,967,620</b>
<b>Total Current Assets</b>	<b>261,009,535</b>	<b>170,094,337</b>
<b>Noncurrent Assets</b>		
Available-for-sale (AFS) financial assets (Note 10)	<b>46,051,128</b>	<b>135,321,886</b>
Investment properties (Note 11)	<b>275,380,505</b>	<b>275,380,505</b>
Property and equipment (Note 12)		
At cost	<b>20,479,445</b>	<b>20,360,268</b>
At revalued amount	<b>25,593,527</b>	<b>27,885,027</b>
Deferred exploration costs (Note 13)	<b>114,658,256</b>	<b>84,784,705</b>
Other noncurrent assets	<b>9,080,247</b>	<b>7,215,204</b>
<b>Total Noncurrent Assets</b>	<b>491,243,108</b>	<b>550,947,595</b>
<b>TOTAL ASSETS</b>	<b>₱752,252,643</b>	<b>₱721,041,932</b>
<b>LIABILITIES AND EQUITY</b>		
<b>Current Liabilities</b>		
Accounts payable and accrued expenses (Note 14)	<b>₱6,979,960</b>	<b>₱7,216,221</b>
Loan payable (Note 15)	<b>50,000,000</b>	<b>—</b>
Advances from stockholder (Note 18)	<b>6,670,782</b>	<b>—</b>
Dividends payable	<b>888,714</b>	<b>888,714</b>
Income tax payable	<b>11,800</b>	<b>7,424</b>
<b>Total Current Liabilities</b>	<b>64,551,256</b>	<b>8,112,359</b>
<b>Noncurrent Liabilities</b>		
Accrued retirement benefits (Note 20)	<b>3,059,130</b>	<b>13,411,887</b>
Deferred income tax liability - net (Note 21)	<b>12,099,296</b>	<b>307,042</b>
<b>Total Noncurrent Liabilities</b>	<b>15,158,426</b>	<b>13,718,929</b>
<b>Total Liabilities</b>	<b>79,709,682</b>	<b>21,831,288</b>
<b>Equity Attributable to Equity Holders of the Parent Company</b>		
Common stock (Note 16)	<b>677,125,178</b>	<b>640,029,628</b>
Additional paid-in capital (Note 16)	<b>35,617,951</b>	<b>32,699,360</b>
Equity reserve on acquisition of non-controlling interest (Note 16)	<b>(53,945,929)</b>	<b>—</b>
Deposit for future stock subscription (Note 16)	<b>—</b>	<b>13,941,078</b>

(Forward)





	December 31	
	2017	2016
Other comprehensive income:		
Revaluation increment in office condominium (Note 12)	₱17,296,833	₱18,845,804
Net unrealized gains on changes in fair value of AFS financial assets (Note 10)	2,897,990	5,638,748
Remeasurement gain (loss) on accrued retirement benefits (Note 20)	2,163,118	(4,700,836)
Cumulative translation adjustment	(4,423,295)	(5,298,491)
Retained earnings	7,761,901	64,317,205
<b>Equity Attributable to Equity Holders of the Parent Company</b>	<b>684,493,747</b>	<b>765,472,496</b>
<b>Equity Attributable to Non-controlling Interests (Note 16)</b>	<b>(8,710,786)</b>	<b>(63,021,852)</b>
	<b>675,782,961</b>	<b>702,450,644</b>
Treasury stock - at cost (Note 16)	(3,240,000)	(3,240,000)
<b>Total Equity</b>	<b>672,542,961</b>	<b>699,210,644</b>
<b>TOTAL LIABILITIES AND EQUITY</b>	<b>₱752,252,643</b>	<b>₱721,041,932</b>

*See accompanying Notes to Consolidated Financial Statements.*



**BASIC ENERGY CORPORATION AND SUBSIDIARIES**  
**CONSOLIDATED STATEMENTS OF INCOME**

	Years Ended December 31		
	2017	2016	2015
<b>OTHER INCOME (CHARGES)</b>			
Dividend income (Note 10)	₱3,625,953	₱4,820,629	₱5,985,400
Interest income (Note 17)	3,292,064	4,633,256	5,631,656
Gain on sale of AFS financial assets (Note 10)	1,680,256	—	45,002,263
Unrealized foreign exchange gains (losses) – net	(1,375,008)	16,414,280	(5,999,575)
Realized foreign exchange gains (losses) – net	144,186	24,243	(122,123)
Fair value adjustment on investment properties (Note 11)	—	71,955,696	—
Gain (loss) on sale of property and equipment	—	1,611	(31,966)
	<b>7,367,451</b>	<b>97,849,715</b>	<b>50,465,655</b>
<b>EXPENSES</b>			
General and administrative expenses (Note 19)	55,655,931	51,954,997	48,480,563
Interest expense (Note 15)	444,792	—	—
Provision for impairment of deferred exploration costs (Note 13)	—	166,713,571	—
	<b>56,100,723</b>	<b>218,668,568</b>	<b>48,480,563</b>
<b>INCOME (LOSS) BEFORE INCOME TAX</b>	<b>(48,733,272)</b>	<b>(120,818,853)</b>	<b>1,985,092</b>
<b>PROVISION FOR INCOME TAX (Note 21)</b>			
Current	660,538	930,058	2,104,723
Deferred	8,850,560	2,711,401	1,068,692
	<b>9,511,098</b>	<b>3,641,459</b>	<b>3,173,415</b>
<b>NET LOSS</b>	<b>(₱58,244,370)</b>	<b>(₱124,460,312)</b>	<b>(₱1,188,323)</b>
<b>NET INCOME (LOSS) ATTRIBUTABLE TO:</b>			
Equity holders of the Parent Company	(₱58,104,275)	(₱75,648,092)	₱5,444,815
Non-controlling interests (Note 16)	(140,095)	(48,812,220)	(6,633,138)
	<b>(₱58,244,370)</b>	<b>(₱124,460,312)</b>	<b>(₱1,188,323)</b>
<b>EARNINGS (LOSS) PER SHARE (Note 22)</b>			
Basic/Diluted	<b>(₱0.022)</b>	<b>(₱0.030)</b>	<b>₱0.002</b>

*See accompanying Notes to Consolidated Financial Statements.*





**BASIC ENERGY CORPORATION AND SUBSIDIARIES**  
**CONSOLIDATED STATEMENTS OF COMPREHENSIVE INCOME**

	Years Ended December 31		
	2017	2016	2015
<b>NET LOSS</b>	<b>₱58,244,370</b>	<b>₱124,460,312</b>	<b>₱1,188,323</b>
<b>OTHER COMPREHENSIVE INCOME (LOSS)</b>			
Other comprehensive income (loss) to be reclassified to profit or loss in subsequent periods:			
Unrealized gains (losses) on AFS financial assets (Note 10)	(2,740,758)	111,396	(30,650,745)
Cumulative translation adjustment	974,805	(4,693,215)	1,059,867
	(1,765,953)	(4,581,819)	(29,590,878)
Other comprehensive income (loss) not to be reclassified to profit or loss in subsequent periods:			
Remeasurement gain (loss) on retirement benefits liability (Note 20)	9,805,648	(194,960)	636,858
Income tax effect	(2,941,694)	58,488	(191,057)
	6,863,954	(136,472)	445,801
Revaluation increment in office condominium (Note 12)	–	10,802,318	–
Income tax effect	–	(3,240,695)	–
	–	7,561,623	–
<b>OTHER COMPREHENSIVE INCOME (LOSS) FOR THE YEAR, NET OF TAX</b>	<b>5,098,001</b>	<b>2,843,332</b>	<b>(29,145,077)</b>
<b>TOTAL COMPREHENSIVE LOSS</b>	<b>₱53,146,369</b>	<b>₱121,616,980</b>	<b>₱30,333,400</b>
<b>TOTAL COMPREHENSIVE LOSS ATTRIBUTABLE TO:</b>			
Equity holders of the Parent Company	₱53,105,883	₱72,364,304	₱23,791,113
Non-controlling interest	40,486	49,252,676	6,542,287
	₱53,146,369	₱121,616,980	₱30,333,400

*See accompanying Notes to Consolidated Financial Statements.*



**BASIC ENERGY CORPORATION AND SUBSIDIARIES**  
**CONSOLIDATED STATEMENTS OF CHANGES IN EQUITY**  
**FOR THE YEARS ENDED DECEMBER 31, 2017 AND 2016**

	Equity Attributable to Equity Holders of the Parent Company										Equity Attributable to Non-controlling Interests (NCI) (Note 16)	Treasury Stock (Note 16)	Total Equity
	Common Stock (Note 16)	Additional Paid-in Capital (Note 16)	Equity Reserve on Acquisition of Non-controlling Interest (Note 16)	Deposit for Future Stock Subscription (Note 16)	Revaluation Increment in Office Condominium (Note 12)	Net Unrealized Gain (Loss) on Changes in Fair Value of AFS Financial Assets (Note 10)	Remeasurement Gain (Loss) on Accrued Retirement Benefits (Note 20)	Cumulative Translation Adjustment (CTA)	Retained Earnings	Subtotal			
<b>Balances at December 31, 2014</b>	<b>₱639,873,378</b>	<b>₱-</b>	<b>₱-</b>	<b>₱-</b>	<b>₱14,630,975</b>	<b>₱36,178,097</b>	<b>(₱5,010,165)</b>	<b>(₱2,105,599)</b>	<b>₱131,173,688</b>	<b>₱847,439,734</b>	<b>(₱7,226,899)</b>	<b>(₱3,240,000)</b>	<b>₱836,972,835</b>
Net loss	-	-	-	-	-	-	-	-	5,444,815	5,444,815	(6,633,138)	-	(1,188,323)
Other comprehensive loss, net of tax	-	-	-	-	-	(30,650,745)	445,801	969,006	-	(29,235,938)	90,861	-	(29,145,077)
<b>Total comprehensive income (loss)</b>	<b>-</b>	<b>-</b>	<b>-</b>	<b>-</b>	<b>-</b>	<b>(30,650,745)</b>	<b>445,801</b>	<b>969,006</b>	<b>5,444,815</b>	<b>(23,791,123)</b>	<b>(6,542,277)</b>	<b>-</b>	<b>(30,333,400)</b>
Issuance of capital stock	156,250	-	-	-	-	-	-	-	-	156,250	-	-	156,250
Transfer of portion of revaluation increment realized through depreciation	-	-	-	-	(1,825,496)	-	-	-	1,825,496	-	-	-	-
Share of NCI in CTA	-	-	-	-	-	-	-	90,861	-	90,861	-	-	90,861
<b>Balances at December 31, 2015</b>	<b>640,029,628</b>	<b>32,699,360</b>	<b>-</b>	<b>-</b>	<b>12,805,479</b>	<b>5,527,352</b>	<b>(4,564,364)</b>	<b>(1,045,732)</b>	<b>138,443,999</b>	<b>823,895,722</b>	<b>(13,769,176)</b>	<b>(3,240,000)</b>	<b>806,886,546</b>
Net loss	-	-	-	-	-	-	-	-	(75,648,092)	(75,648,092)	(48,812,220)	-	(124,460,312)
Other comprehensive income, net of tax	-	-	-	-	7,561,623	111,396	(136,472)	(4,252,759)	-	3,283,788	(440,456)	-	2,843,332
<b>Total comprehensive income (loss)</b>	<b>-</b>	<b>-</b>	<b>-</b>	<b>-</b>	<b>7,561,623</b>	<b>111,396</b>	<b>(136,472)</b>	<b>(4,252,759)</b>	<b>(75,648,092)</b>	<b>(72,364,304)</b>	<b>(49,252,676)</b>	<b>-</b>	<b>(121,616,980)</b>
Deposits for future stock subscriptions	-	-	-	13,941,078	-	-	-	-	-	13,941,078	-	-	13,941,078
Transfer of portion of revaluation increment realized through depreciation	-	-	-	-	(1,521,298)	-	-	-	1,521,298	-	-	-	-
<b>Balances at December 31, 2016</b>	<b>640,029,628</b>	<b>32,699,360</b>	<b>-</b>	<b>13,941,078</b>	<b>18,845,804</b>	<b>5,638,748</b>	<b>(4,700,836)</b>	<b>(5,298,491)</b>	<b>64,317,205</b>	<b>765,472,496</b>	<b>(63,021,852)</b>	<b>(3,240,000)</b>	<b>699,210,644</b>
Net loss	-	-	-	-	-	-	-	-	(58,104,275)	(58,104,275)	(140,095)	-	(58,244,370)
Other comprehensive income, net of tax	-	-	-	-	-	(2,740,758)	6,863,954	875,196	-	4,998,392	99,609	-	5,098,001
<b>Total comprehensive income (loss)</b>	<b>-</b>	<b>-</b>	<b>-</b>	<b>-</b>	<b>-</b>	<b>(2,740,758)</b>	<b>6,863,954</b>	<b>875,196</b>	<b>(58,104,275)</b>	<b>(53,105,883)</b>	<b>(40,486)</b>	<b>-</b>	<b>(53,146,369)</b>
Issuance of capital stock	26,204,083	-	-	-	-	-	-	-	-	26,204,083	-	-	26,204,083
Share issue cost	-	(131,020)	-	-	-	-	-	-	-	(131,020)	-	-	(131,020)
Conversion of deposit for future subscription to capital stock	10,891,467	3,049,611	-	(13,941,078)	-	-	-	-	-	-	-	-	-
Excess of acquisition cost over carrying value of non-controlling interest	-	-	(53,945,929)	-	-	-	-	-	-	(53,945,929)	54,351,552	-	405,623
Transfer of portion of revaluation increment realized through depreciation	-	-	-	-	(1,548,971)	-	-	-	1,548,971	-	-	-	-
<b>Balances at December 31, 2017</b>	<b>₱677,125,178</b>	<b>₱35,617,951</b>	<b>(₱53,945,929)</b>	<b>₱-</b>	<b>₱17,296,833</b>	<b>₱2,897,990</b>	<b>₱2,163,118</b>	<b>(₱4,423,295)</b>	<b>₱7,761,901</b>	<b>₱684,493,747</b>	<b>(₱8,710,786)</b>	<b>(₱3,240,000)</b>	<b>₱672,542,961</b>

See accompanying Notes to Consolidated Financial Statements.





# BASIC ENERGY CORPORATION AND SUBSIDIARIES

## CONSOLIDATED STATEMENTS OF CASH FLOWS

	Years Ended December 31		
	2017	2016	2015
<b>CASH FLOWS FROM OPERATING ACTIVITIES</b>			
Income (loss) before income tax	(P48,733,272)	(P120,818,853)	P1,985,092
Adjustments for:			
Depreciation (Note 12)	5,421,968	3,586,931	3,575,378
Dividend income	(3,625,953)	(4,820,629)	(5,985,400)
Interest income (Note 17)	(3,292,064)	(4,633,256)	(5,631,656)
Gain on sale of AFS financial assets (Note 10)	(1,680,256)	—	(45,002,263)
Unrealized foreign exchange losses (gains) - net	1,375,008	(16,414,280)	584,471
Movements in accrued retirement benefits (Note 20)	(547,109)	(477,809)	2,418,425
Interest expense (Note 15)	444,792	—	—
Provision for impairment of deferred exploration costs (Note 13)	—	166,713,571	—
Fair value adjustment on investment properties (Note 11)	—	(71,955,696)	—
Loss (gain) on sale of property and equipment (Note 12)	—	(1,611)	31,966
Operating loss before working capital changes	(50,636,886)	(48,821,632)	(48,023,987)
Decrease (increase) in:			
Receivables	(761,717)	(40,046)	1,183,499
Prepayments and other current assets	(3,896,401)	(3,771,971)	(1,900,034)
Increase (decrease) in accounts payable and accrued expenses	(236,261)	2,566,861	(8,537,901)
Cash used in operations	(55,531,265)	(50,066,788)	(57,278,423)
Interest received	3,079,342	4,633,256	5,631,656
Income taxes paid	(656,162)	(2,042,065)	(1,215,874)
Net cash flows used in operating activities	(53,108,085)	(47,475,597)	(52,862,641)
<b>CASH FLOWS FROM INVESTING ACTIVITIES</b>			
Payment of refundable deposits (Note 8)	(171,712,161)	—	—
Proceeds from:			
Sale of AFS financial assets	88,210,256	25,000,000	291,886,917
Sale of property and equipment	—	10,780	106,180
Additions to:			
Deferred exploration costs (Note 13)	(29,873,551)	(29,933,862)	(16,893,275)
Property, plant and equipment (Note 12)	(3,249,645)	(180,029)	(567,715)
AFS financial assets	—	—	(73,647,126)
Dividends received	4,414,206	4,820,629	5,985,400
Increase in other noncurrent assets	(1,865,043)	(467,714)	(858,845)
Net cash flows from (used in) investing activities	(114,075,938)	(750,196)	206,011,536
<b>CASH FLOWS FROM FINANCING ACTIVITIES</b>			
Proceeds from:			
Loan availment (Note 15)	50,000,000	—	156,250
Issuance of capital stock (Note 16)	26,073,063	—	—
Advances from stockholder (Note 18)	6,670,782	—	—
Deposit for future stock subscription (Note 16)	—	13,941,078	—
Interest paid (Note 15)	(444,792)	—	—
Net cash flows from financing activities	82,299,053	13,941,078	156,250
<b>NET INCREASE (DECREASE) IN CASH AND CASH EQUIVALENTS</b>	<b>(84,884,970)</b>	<b>(34,284,715)</b>	<b>153,305,145</b>
<b>EFFECT OF FOREIGN EXCHANGE RATE CHANGES ON CASH AND CASH EQUIVALENTS</b>	<b>288,473</b>	<b>(7,104,470)</b>	<b>566,260</b>
<b>CASH AND CASH EQUIVALENTS AT BEGINNING OF YEAR</b>	<b>159,625,881</b>	<b>201,015,066</b>	<b>47,143,661</b>
<b>CASH AND CASH EQUIVALENTS AT END OF YEAR</b>	<b>P75,029,384</b>	<b>P159,625,881</b>	<b>P201,015,066</b>

See accompanying Notes to Consolidated Financial Statements.



# **BASIC ENERGY CORPORATION AND SUBSIDIARIES**

---

## **NOTES TO CONSOLIDATED FINANCIAL STATEMENTS**

---

### **1. Corporate Information and Authorization for the Issuance of the Consolidated Financial Statements**

#### Corporate Information

Basic Energy Corporation (the Parent Company), a publicly listed corporation, and its subsidiaries (collectively referred to as the Group) were incorporated in the Philippines on September 19, 1968.

On August 10, 2007, the Philippine Securities and Exchange Commission (SEC) approved the amendment of the Parent Company's primary and secondary purposes, transforming the Parent Company into a holding company with diversified business interests in the different fields of renewable energy and alternative fuels, while pursuing its core business in oil and gas exploration and development.

The Philippine Stock Exchange (PSE) has issued a memorandum stating the sector and subsector reclassification of the Parent Company. From Oil subsector of the Mining and Oil Sector, it has been changed to Electricity, Energy, Power and Water subsector of the Industrial sector. This is the result of PSE's review of the Parent Company's plans and prospects, and in consideration of the Parent Company's recent developments and change in business activity. The reclassification took effect on October 24, 2016.

The Parent Company's registered business address is at 7th Floor, Basic Petroleum Building, C. Palanca Jr. Street, Legaspi Village, Makati City.

#### Authorization for the Issuance of the Consolidated Financial Statements

The consolidated financial statements as at December 31, 2017 and 2016 and for the years ended December 31, 2017, 2016 and 2015, were authorized for issue by the BOD on March 21, 2018.

---

### **2. Basis of Preparation, Basis of Consolidation and Statement of Compliance**

#### Basis of Preparation

The consolidated financial statements have been prepared on a historical cost basis, except for quoted AFS financial assets and investment properties that have been measured at fair value and office condominium that has been measured at revalued amounts. The consolidated financial statements are presented in Philippine Peso, which is the Group's functional currency. Amounts are rounded off to the nearest Philippine Peso unless otherwise indicated.

#### Basis of Consolidation

The consolidated financial statements comprise the financial statements of the Group as at December 31, 2017 and 2016.

*Subsidiaries.* Subsidiaries are entities over which the Parent Company has control.

The Parent Company controls an investee if, and only if, the Parent Company has:

- Power over the investee (i.e., existing rights that give it the current ability to direct the relevant activities of the investee);
- Exposure, or rights, to variable returns from its involvement with the investee; and





- The ability to use its power over the investee to affect its returns.

When the Parent Company has less than a majority of the voting or similar rights of an investee, the Parent Company considers all relevant facts and circumstances in assessing whether it has power over an investee, including:

- The contractual arrangement with the other vote holders of the investee;
- Rights arising from other contractual arrangements; and
- The Group's voting rights and potential voting rights.

The Parent Company re-assesses whether or not it controls an investee if facts and circumstances indicate that there are changes to one or more of the three elements of control. Consolidation of a subsidiary begins when the Parent Company obtains control over the subsidiary and ceases when the Parent Company loses control of the subsidiary. Assets, liabilities, income and expenses of a subsidiary acquired or disposed of during the year are included in the consolidated financial statements from the date the Parent Company gains control until the date the Parent Company ceases to control the subsidiary.

Consolidated statement of income and each component of consolidated statement of comprehensive income are attributed to the equity holders of the Parent Company and to the non-controlling interest (NCI) even if this results in the NCI having a deficit balance.

The ownership of the Parent Company over the following subsidiaries as at December 31, 2017 and 2016 are as follows:

Subsidiaries	% of Ownership		County of Incorporation	Nature of Business
	2017	2016		
Basic Diversified Industrial Holdings, Inc. (BDIHI)	100.00	100.00	Philippines	Investment holding
iBasic, Inc. (iBasic)	100.00	100.00	Philippines	Information technology
Basic Renewables, Inc. (BRI)	100.00	100.00	Philippines	Exploration, development and utilization of renewable energy resources
Basic Biofuels Corporation (BBC)	100.00	100.00	Philippines	Development of biofuels
Basic Geothermal Energy Corporation (BGEC)	100.00	100.00	Philippines	Exploration and development of geothermal energy resources
Southwest Resources, Inc. (SRI)	72.58	72.58	Philippines	Oil exploration and investment holding
Grandway Group Limited (Grandway)	100.00	70.00	Hong Kong	Investment holding
PT Basic Energi Solusi (PT BES)	95.00	66.50	Indonesia	Oil exploration

*NCI.* NCI represents interest in a subsidiary that is not owned, directly or indirectly, by the Parent Company.

NCI represents the portion of profit or loss and the net assets not held by the Group. Transactions with NCI are accounted for using the entity concept method whereby the difference between the consideration and the book value of the share in net assets is recognized as an equity transaction.

NCI represents the 27.42% direct equity interest in the net assets of SRI and 5.00% indirect equity interest in the net assets of PT BES as at December 31, 2017 and the 27.42% direct equity interest in



the net assets of SRI, 30.00% direct equity interest in the net assets of Grandway and 33.50% indirect equity interest in the net assets of PT BES as at December 31, 2016.

A change in the ownership interest of a subsidiary, without a loss of control, is accounted for as an equity transaction. If the Group loses control over a subsidiary, it:

- Derecognizes the assets (including goodwill) and liabilities of the subsidiary
- Derecognizes the carrying amount of any NCI
- Derecognizes the cumulative translation differences, recognized in equity
- Recognizes the fair value of the consideration received
- Recognizes the fair value of any investment retained
- Recognizes any surplus or deficit in profit or loss
- Reclassifies the Parent Company's share of components previously recognized in other comprehensive income (OCI) to profit or loss or retained earnings, as appropriate.

All intra-group balances, transactions, income and expenses, and profits and losses resulting from intra-group transactions that are recognized in assets are eliminated in full.

#### Statement of Compliance

The consolidated financial statements of the Group have been prepared in compliance with Philippine Financial Reporting Standards (PFRSs).

---

### 3. Changes in Accounting Policies and Disclosures

The Group applied for the first time certain pronouncements, which are effective for annual periods beginning on or after January 1, 2017.

- Amendments to PFRS 12, *Disclosure of Interests in Other Entities*, Clarification of the Scope of the Standard (Part of Annual Improvements to PFRSs 2014–2016 Cycle)

The amendments clarify that the disclosure requirements in PFRS 12, other than those relating to summarized financial information, apply to an entity's interest in a subsidiary, a joint venture or an associate (or a portion of its interest in a joint venture or an associate) that is classified (or included in a disposal group that is classified) as held for sale.

Adoption of these amendments did not have any impact on the consolidated financial statements.

- Amendments to Philippine Accounting Standards (PAS 7), *Statement of Cash Flows*, Disclosure Initiative

The amendments require entities to provide disclosure of changes in their liabilities arising from financing activities, including both changes arising from cash flows and noncash changes (such as foreign exchange gains or losses).

The Group has provided the required information in Note 24 to the consolidated financial statements. As allowed under the transition provisions of the standard, the Group did not present comparative information for the year ended December 31, 2016.





- Amendments to PAS 12, *Income Taxes*, Recognition of Deferred Tax Assets for Unrealized Losses

The amendments clarify that an entity needs to consider whether tax law restricts the sources of taxable profits against which it may make deductions upon the reversal of the deductible temporary difference related to unrealized losses. Furthermore, the amendments provide guidance on how an entity should determine future taxable profits and explain the circumstances in which taxable profit may include the recovery of some assets for more than their carrying amount.

The Group applied the amendments retrospectively. However, their application has no effect on the Group's financial position and performance as the Group has no deductible temporary differences or assets that are in the scope of the amendments.

#### Standards Issued but not yet Effective

Pronouncements issued but not yet effective are listed below. Unless otherwise indicated, the Group does not expect that the future adoption of the said pronouncements to have a significant impact on its consolidated financial statements. The Group intends to adopt the following pronouncements when they become effective.

#### *Effective Beginning on or after January 1, 2018*

- Amendments to PFRS 2, *Share-based Payment*, Classification and Measurement of Share-based Payment Transactions

The amendments to PFRS 2 address three main areas: the effects of vesting conditions on the measurement of a cash-settled share-based payment transaction; the classification of a share-based payment transaction with net settlement features for withholding tax obligations; and the accounting where a modification to the terms and conditions of a share-based payment transaction changes its classification from cash settled to equity settled.

On adoption, entities are required to apply the amendments without restating prior periods, but retrospective application is permitted if elected for all three amendments and if other criteria are met. Early application of the amendments is permitted.

The Group is currently assessing the potential effect of the amendments on its consolidated financial statements.

- PFRS 9, *Financial Instruments*

PFRS 9 reflects all phases of the financial instruments project and replaces PAS 39, *Financial Instruments: Recognition and Measurement*, and all previous versions of PFRS 9. The standard introduces new requirements for classification and measurement, impairment, and hedge accounting. Retrospective application is required but providing comparative information is not compulsory. For hedge accounting, the requirements are generally applied prospectively, with some limited exceptions.

The Group plans to adopt the new standard on the mandatory effective date and will not restate comparative information.

The Group is still assessing the potential impact of adopting PFRS 9 in 2018.



- Amendments to PFRS 4, *Insurance Contracts*, Applying PFRS 9 with PFRS 4

The amendments address concerns arising from implementing PFRS 9, the new financial instruments standard before implementing the new insurance contracts standard. The amendments introduce two options for entities issuing insurance contracts: a temporary exemption from applying PFRS 9 and an overlay approach. The temporary exemption is first applied for reporting periods beginning on or after January 1, 2018. An entity may elect the overlay approach when it first applies PFRS 9 and apply that approach retrospectively to financial assets designated on transition to PFRS 9. The entity restates comparative information reflecting the overlay approach if, and only if, the entity restates comparative information when applying PFRS 9.

The amendments are not applicable to the Group since none of the entities within the Group have activities that are predominantly connected with insurance or issue insurance contracts.

- PFRS 15, *Revenue from Contracts with Customers*

PFRS 15 establishes a new five-step model that will apply to revenue arising from contracts with customers. Under PFRS 15, revenue is recognized at an amount that reflects the consideration to which an entity expects to be entitled in exchange for transferring goods or services to a customer. The principles in PFRS 15 provide a more structured approach to measuring and recognizing revenue.

The new revenue standard is applicable to all entities and will supersede all current revenue recognition requirements under PFRSs. Either a full retrospective application or a modified retrospective application is required for annual periods beginning on or after January 1, 2018. Early adoption is permitted.

The Group is still assessing the potential impact of adopting PFRS 15 in 2018.

- Amendments to PAS 28, *Measuring an Associate or Joint Venture at Fair Value* (Part of Annual Improvements to PFRSs 2014–2016 Cycle)

The amendments clarify that an entity that is a venture capital organization, or other qualifying entity, may elect, at initial recognition on an investment-by-investment basis, to measure its investments in associates and joint ventures at fair value through profit or loss. They also clarify that if an entity that is not itself an investment entity has an interest in an associate or joint venture that is an investment entity, the entity may, when applying the equity method, elect to retain the fair value measurement applied by that investment entity associate or joint venture to the investment entity associate's or joint venture's interests in subsidiaries. This election is made separately for each investment entity associate or joint venture, at the later of the date on which (a) the investment entity associate or joint venture is initially recognized; (b) the associate or joint venture becomes an investment entity; and (c) the investment entity associate or joint venture first becomes a parent.

The amendments should be applied retrospectively, with earlier application permitted.

The amendments have no impact on the consolidated financial statements as the Group has no investment in associate or joint venture.



- Amendments to PAS 40, *Investment Property*, Transfers of Investment Property

The amendments clarify when an entity should transfer property, including property under construction or development into, or out of investment property. The amendments state that a change in use occurs when the property meets, or ceases to meet, the definition of investment property and there is evidence of the change in use. A mere change in management's intentions for the use of a property does not provide evidence of a change in use. The amendments should be applied prospectively to changes in use that occur on or after the beginning of the annual reporting period in which the entity first applies the amendments. Retrospective application is only permitted if this is possible without the use of hindsight.

Since the Group's current practice is in line with the clarifications issued, the Group does not expect any effect on its consolidated financial statements upon adoption of these amendments.

- Philippine Interpretation IFRIC 22, *Foreign Currency Transactions and Advance Consideration*

The interpretation clarifies that, in determining the spot exchange rate to use on initial recognition of the related asset, expense or income (or part of it) on the derecognition of a non-monetary asset or non-monetary liability relating to advance consideration, the date of the transaction is the date on which an entity initially recognizes the nonmonetary asset or non-monetary liability arising from the advance consideration. If there are multiple payments or receipts in advance, then the entity must determine a date of the transactions for each payment or receipt of advance consideration. Entities may apply the amendments on a fully retrospective basis. Alternatively, an entity may apply the interpretation prospectively to all assets, expenses and income in its scope that are initially recognized on or after the beginning of the reporting period in which the entity first applies the interpretation or the beginning of a prior reporting period presented as comparative information in the financial statements of the reporting period in which the entity first applies the interpretation.

Since the Group's current practice is in line with the clarifications issued, the Group does not expect any effect on its consolidated financial statements upon adoption of this interpretation.

#### *Effective Beginning on or after January 1, 2019*

- Amendments to PFRS 9, Prepayment Features with Negative Compensation

The amendments to PFRS 9 allow debt instruments with negative compensation prepayment features to be measured at amortized cost or fair value through other comprehensive income. An entity shall apply these amendments for annual reporting periods beginning on or after January 1, 2019. Earlier application is permitted.

The amendments have no impact on the consolidated financial statements as the Group has no debt instrument with negative compensation prepayment feature.

- PFRS 16, *Leases*

PFRS 16 sets out the principles for the recognition, measurement, presentation and disclosure of leases and requires lessees to account for all leases under a single on-balance sheet model similar to the accounting for finance leases under PAS 17, *Leases*. The standard includes two recognition exemptions for lessees - leases of 'low-value' assets (e.g., personal computers) and short-term leases (i.e., leases with a lease term of 12 months or less). At the commencement date





of a lease, a lessee will recognize a liability to make lease payments (i.e., the lease liability) and an asset representing the right to use the underlying asset during the lease term (i.e., the right-of-use asset). Lessees will be required to separately recognize the interest expense on the lease liability and the depreciation expense on the right-of-use asset.

Lessees will be also required to remeasure the lease liability upon the occurrence of certain events (e.g., a change in the lease term, a change in future lease payments resulting from a change in an index or rate used to determine those payments). The lessee will generally recognize the amount of the remeasurement of the lease liability as an adjustment to the right-of-use asset.

Lessor accounting under PFRS 16 is substantially unchanged from today's accounting under PAS 17. Lessors will continue to classify all leases using the same classification principle as in PAS 17 and distinguish between two types of leases: operating and finance leases.

PFRS 16 also requires lessees and lessors to make more extensive disclosures than under PAS 17.

Early application is permitted, but not before an entity applies PFRS 15. A lessee can choose to apply the standard using either a full retrospective or a modified retrospective approach. The standard's transition provisions permit certain reliefs.

The Group is currently assessing the impact of adopting PFRS 16.

- Amendments to PAS 28, Long-term Interests in Associates and Joint Ventures

The amendments to PAS 28 clarify that entities should account for long-term interests in an associate or joint venture to which the equity method is not applied using PFRS 9. An entity shall apply these amendments for annual reporting periods beginning on or after January 1, 2019. Earlier application is permitted.

The amendments have no impact on the consolidated financial statements as the Group has no investment in associate or joint venture.

- Philippine Interpretation IFRIC 23, *Uncertainty over Income Tax Treatments*

The interpretation addresses the accounting for income taxes when tax treatments involve uncertainty that affects the application of PAS 12 and does not apply to taxes or levies outside the scope of PAS 12, nor does it specifically include requirements relating to interest and penalties associated with uncertain tax treatments.

The interpretation specifically addresses the following:

- Whether an entity considers uncertain tax treatments separately
- The assumptions an entity makes about the examination of tax treatments by taxation authorities
- How an entity determines taxable profit (tax loss), tax bases, unused tax losses, unused tax credits and tax rates
- How an entity considers changes in facts and circumstances

An entity must determine whether to consider each uncertain tax treatment separately or together with one or more other uncertain tax treatments. The approach that better predicts the resolution of the uncertainty should be followed.



The Group is currently assessing the impact of adopting this interpretation.

#### *Deferred Effectivity*

- Amendments to PFRS 10, *Consolidated Financial Statements*, and PAS 28, *Sale or Contribution of Assets between an Investor and its Associate or Joint Venture*

The amendments address the conflict between PFRS 10 and PAS 28 in dealing with the loss of control of a subsidiary that is sold or contributed to an associate or joint venture. The amendments clarify that a full gain or loss is recognized when a transfer to an associate or joint venture involves a business as defined in PFRS 3, *Business Combinations*. Any gain or loss resulting from the sale or contribution of assets that does not constitute a business, however, is recognized only to the extent of unrelated investors' interests in the associate or joint venture.

On January 13, 2016, the Financial Reporting Standards Council deferred the original effective date of January 1, 2016 of the said amendments until the International Accounting Standards Board completes its broader review of the research project on equity accounting that may result in the simplification of accounting for such transactions and of other aspects of accounting for associates and joint ventures.

---

#### **4. Summary of Significant Accounting Policies**

##### Presentation of Consolidated Financial Statements

The Group has elected to present all items of recognized income and expense in two statements: a statement displaying components of profit or loss (consolidated statement of income) and a second statement beginning with profit or loss and displaying components of other comprehensive income (OCI; consolidated statement of comprehensive income).

##### Current versus Noncurrent Classification

The Group presents assets and liabilities in the consolidated statement of financial position based on current/noncurrent classification. An asset is current when it is:

- Expected to be realized or intended to be sold or consumed in normal operating cycle;
- Held primarily for the purpose of trading;
- Expected to be realized within 12 months after the end of the financial reporting period; or
- Cash or cash equivalent unless restricted from being exchanged or used to settle a liability for at least 12 months after the end of the financial reporting period.

All other assets are classified as noncurrent.

A liability is current when:

- It is expected to be settled in normal operating cycle;
- It is held primarily for the purpose of trading;
- It is due to be settled within twelve months after the end of the financial reporting period; or
- There is no unconditional right to defer the settlement of the liability for at least 12 months after the end of the financial reporting period.

The Group classifies all other liabilities as noncurrent.



### Fair Value Measurement

The Group measures AFS financial assets and investment properties, at fair value at each end of reporting period.

Fair value is the price that would be received to sell an asset or paid to transfer a liability in an orderly transaction between market participants at the measurement date. The fair value measurement is based on the presumption that the transaction to sell the asset or transfer the liability takes place either:

- in the principal market for the asset or liability, or
- in the absence of a principal market, in the most advantageous market for the asset or liability

The principal or the most advantageous market must be accessible to the Group. The fair value of an asset or a liability is measured using the assumptions that market participants would use when pricing the asset or liability, assuming that market participants act in their economic best interest.

A fair value measurement of a nonfinancial asset takes into account a market participant's ability to generate economic benefits by using the asset in its highest and best use or by selling it to another market participant that would use the asset in its highest and best use.

The Group uses valuation techniques that are appropriate in the circumstances and for which sufficient data are available to measure fair value, maximizing the use of relevant observable inputs and minimizing the use of unobservable inputs.

All assets and liabilities for which fair value is measured or disclosed in the financial statements are categorized within the fair value hierarchy, described as follows, based on the lowest level input that is significant to the fair value measurement as a whole:

- Level 1 - Quoted (unadjusted) market prices in active markets for identical assets or liabilities
- Level 2 - Valuation techniques for which the lowest level input that is significant to the fair value measurement is directly or indirectly observable
- Level 3 - Valuation techniques for which the lowest level input that is significant to the fair value measurement is unobservable

For assets and liabilities that are recognized in the consolidated financial statements on a recurring basis, the Group determines whether transfers have occurred between Levels in the hierarchy by re-assessing categorization (based on the lowest level input that is significant to the fair value measurement as a whole) at the end of each reporting period.

The fair value of financial instruments that are actively traded in organized financial markets is determined by reference to quoted market close prices at the close of business at the end of the financial reporting period.

For financial instruments where there is no active market, fair value is determined using valuation techniques. Such techniques include comparison to similar investments for which market observable prices exist and discounted cash flow (DCF) analysis or other valuation models.

For the purpose of fair value disclosures, the Group has determined classes of assets and liabilities on the basis of the nature, characteristics and risks of the asset or liability and the level in the fair value hierarchy as explained above.





An analysis of the fair values of AFS financial assets and investment properties and further details as to how they are measured are provided in Note 25.

#### Cash and Cash Equivalents

Cash includes cash on hand and in banks. Cash in banks earn interest at floating rates based on daily bank deposit rate.

Cash equivalents are short-term, highly liquid investments that are readily convertible to known amounts of cash with original maturities of three months or less and are subject to an insignificant risk of change in value.

#### Financial Instruments

*Date of Recognition.* The Group recognizes a financial asset or a financial liability in the consolidated statement of financial position when it becomes a party to the contractual provisions of the instrument. Purchases or sales of financial assets that require delivery of assets within a time frame established by regulation or convention in the marketplace (regular way trades) are recognized on the trade date (i.e., the date that the Parent Company commits to purchase or sell the asset).

*Initial Recognition and Measurement.* The Group determines the classification of financial instruments at initial recognition and where allowed and appropriate, re-evaluates this designation at every end of the financial reporting period.

Financial instruments are recognized initially at fair value. Directly attributable transaction costs are included in the initial measurement of all financial assets and financial liabilities, except for financial instruments at fair value through profit or loss (FVPL).

- *Financial Assets.* Financial assets within the scope of PAS 39 are classified into the following categories: financial assets at FVPL, loans and receivables, held-to-maturity (HTM) investments, and available-for-sale (AFS) financial assets or as derivatives designated as hedging instruments in an effective hedge, as appropriate. The classification depends on the purpose for which the investments were acquired and whether they are quoted in an active market.

The Group's financial assets are in the nature of loans and receivables and AFS financial assets. As at December 31, 2017 and 2016, the Group has no financial assets at FVPL and HTM investments or derivatives.

- *Financial Liabilities.* Also under PAS 39, financial liabilities are classified as financial liabilities at FVPL, derivatives designated as hedging instruments in an effective hedge, or as other financial liabilities. The Group determines the classification at initial recognition and, where allowed and appropriate, re-evaluates such designation at every financial reporting date.

Financial instruments are classified as liabilities or equity in accordance with the substance of the contractual agreement. Interest, dividends, gains and losses relating to a financial instrument or a component that is a financial liability, are reported as expenses or income. Distributions to holders of financial instruments classified as equity are charged directly to equity, net of any related income tax benefits.

The Group's financial liabilities are in the nature of other financial liabilities. As at December 31, 2017 and 2016, the Group has no financial liabilities classified at FVPL and derivatives.



**"Day 1" Difference.** Where the transaction price in a non-active market is different from the fair value based on other observable current market transactions in the same instrument or based on a valuation technique whose variable include only data from observable market, the Group recognizes the difference between the transaction price and fair value (a Day 1 difference) in the consolidated statement of income unless it qualifies for recognition as some other type of asset. In cases where use is made of data which is not observable, the difference between the transaction price and model value is only recognized in the consolidated statement of income when the inputs become observable or when the instrument is derecognized. For each transaction, the Group determines the appropriate method of recognizing "Day 1" difference amount.

**Subsequent Measurement.** The subsequent measurement of financial assets and liabilities depends on their classification as follows:

- **Loans and Receivables.** Loans and receivables are nonderivative financial assets with fixed or determinable payments and fixed maturities that are not quoted in an active market. They arise when the Group provides money, goods or services directly to a debtor with no intention of trading the receivables. After initial measurement, such financial assets are subsequently measured in the consolidated statement of financial position at amortized cost using the effective interest rate (EIR) method, less any provision for impairment. Amortized cost is calculated by taking into account any discount or premium on acquisition and fee or costs that are an integral part of EIR. The losses arising from impairment are recognized in the consolidated statement of income when the loans and receivables are derecognized or impaired, as well as through the amortization process.

Loans and receivables are included in current assets if maturity is within 12 months from the financial reporting date or within the Parent Company's operating cycle. Otherwise, these are classified as noncurrent assets.

The Group's cash and cash equivalents, receivables and refundable deposits as at December 31, 2017 and 2016 are classified under this category (see Notes 6, 7 and 8).

- **AFS Financial Assets.** AFS financial assets include investments in equity and debt securities. Equity investments classified as AFS financial assets are those which are neither classified as held for trading nor designated at FVPL. Debt securities in this category are those which are intended to be held for an indefinite period of time and which may be sold in response to needs for liquidity or in response to changes in the market conditions.

After initial measurement, AFS financial assets are subsequently measured at fair value with unrealized gains or losses recognized in the consolidated statement of comprehensive income in the "Net unrealized gain on changes in fair value of AFS financial assets" account until the investment is derecognized, at which time the cumulative gain or loss is recognized in the consolidated statement of income, or determined to be impaired, at which time the cumulative loss is reclassified to consolidated statement of income and removed from OCI.

The Group evaluated its AFS financial assets whether the ability and intention to sell them in the near term is still appropriate. When the Group is unable to trade these financial assets due to inactive markets and management's intention to do so significantly changes in the foreseeable future, the Group may elect to reclassify these financial assets in rare circumstances.

Reclassification to loans and receivables is permitted when the financial assets meet the definition of loans and receivables and the Group has the intent and ability to hold these assets for the



foreseeable future or until maturity. Reclassification to the HTM category is permitted only when the entity has the ability and intention to hold the financial asset accordingly.

For a financial asset reclassified out of the AFS financial assets category, any previous gain or loss on that asset that has been recognized in equity is amortized to consolidated statement of income over the remaining life of the investment using the EIR method. Any difference between the new amortized cost and the expected cash flows is also amortized over the remaining life of the asset using the EIR. If the asset is subsequently determined to be impaired, then the amount recorded in equity is reclassified to consolidated statement of income.

As at December 31, 2017 and 2016, included under AFS financial assets are the Group's investments in quoted debt and equity securities (see Note 10).

- *Other Financial Liabilities.* Issued financial instruments or their components which are not designated as at FVPL are classified as other financial liabilities, where the substance of the contractual arrangement results in the Group having an obligation either to deliver cash or another financial asset to the holder, or to satisfy the obligation other than by the exchange of a fixed amount of cash or another financial asset for a fixed number of own equity shares.

The components of issued financial instruments that contain both liability and equity elements are accounted for separately, with the equity component being assigned the residual amount after deducting from the instrument as a whole, the amount separately determined as the fair value of the liability component on the date of issue.

After initial measurement, other financial liabilities are subsequently measured at amortized cost using the EIR method. Amortized cost is calculated by taking into account any discount or premium on the issue and fees that are an integral part of the EIR. Other financial liabilities are classified as current liabilities when it is expected to be settled within 12 months from the end of the reporting period or the Group does not have an unconditional right to defer settlement of the liabilities for at least 12 months from the end of the reporting period.

Amortized cost is calculated by taking into account any discount or premium on acquisition and fees or costs that are an integral part of the EIR. The EIR amortization shall be included in "Other charges" in the consolidated statement of income.

Other financial liabilities are included in current liabilities if settlement is to be made within 12 months from the financial reporting date. Otherwise, these are classified as noncurrent liabilities.

As at December 31, 2017 and 2016, included in other financial liabilities are the Group's accounts payable and accrued expenses, loan payable, advances from stockholder and dividends payable (see Notes 14, 15 and 18).

#### Offsetting of Financial Instruments

Financial assets and financial liabilities are offset and the net amount reported in the consolidated statement of financial position if, and only if, there is a currently enforceable legal right to offset the recognized amounts and there is an intention to settle on a net basis, or to realize the asset and settle the liability simultaneously. This is not generally the case with master netting agreements, and the related assets and liabilities are presented gross in the consolidated statement of financial position.





### Impairment of Financial Assets

The Group assesses, at each reporting date, whether there is objective evidence that a financial asset or a group of financial assets is impaired. An impairment exists if one or more events that has occurred since the initial recognition of the asset (an incurred 'loss event'), has an impact on the estimated future cash flows of the financial asset or the group of financial assets that can be reliably estimated.

Evidence of impairment may include indications that the debtors or a group of debtors is experiencing significant financial difficulty, default or delinquency in interest or principal payments, the probability that they will enter bankruptcy or other financial reorganization and observable data indicating that there is a measurable decrease in the estimated future cash flows, such as changes in arrears or economic conditions that correlate with defaults.

*Loans and Receivables.* For financial assets carried at amortized cost, the Group first assesses individually whether objective evidence of impairment exists individually for financial assets that are individually significant, or collectively for financial assets that are not individually significant. If the Group determines that no objective evidence of impairment exists for individually assessed financial assets, whether significant or not, it includes the asset in a group of financial assets with similar credit risk characteristics and collectively assesses for impairment. Those characteristics are relevant to the estimation of future cash flows for groups of such assets by being indicative of the debtors' ability to pay all amounts due according to the contractual terms of the assets being evaluated. Assets that are individually assessed for impairment and for which an impairment loss is, or continues to be, recognized are not included in a collective assessment for impairment.

If there is objective evidence that an impairment loss on assets carried at amortized cost has been incurred, the amount of the loss is measured as the difference between the asset's carrying amount and the present value of estimated future cash flows (excluding future expected credit losses that have not been incurred) discounted at the financial asset's original effective interest rate (i.e., the effective interest rate computed at initial recognition). The present value of the estimated future cash flows is discounted at the financial assets' original EIR.

The carrying amount of the asset is reduced through the use of an allowance account and the amount of the loss is recognized in the consolidated statement of income. Interest income continues to be accrued on the reduced carrying amount and is accrued using the rate of interest used to discount the future cash flows for the purpose of measuring the impairment loss. The interest income is recorded as part of "Interest income" in the consolidated statement of income.

If, in a subsequent year, the amount of the estimated impairment loss decreases because of an event occurring after the impairment loss was recognized, the previously recognized impairment loss is increased or reduced by adjusting the allowance account. Any subsequent reversal of an impairment loss is recognized in the consolidated statement of income, to the extent that the carrying value of the asset does not exceed its amortized cost at the reversal date.

In relation to receivables, a provision for impairment is made when there is objective evidence (such as the probability of insolvency or significant financial difficulties of the debtor) that the Group will not be able to collect all of the amounts due under the original terms of the invoice. The carrying amount of the receivable is reduced through the use of an allowance account. Impaired receivables are derecognized when they are assessed as uncollectible.

*AFS Financial Assets.* For AFS financial assets, the Group assesses at each reporting date whether there is objective evidence that a financial asset or group of financial assets is impaired.



In case of equity investments classified as AFS financial assets, this would include a significant or prolonged decline in the fair value of the investments below its cost. The determination of what is "significant" or "prolonged" requires judgment. The Group treats "significant" as 20% or more and "prolonged" as greater than 12 months for quoted equity securities. Where there is evidence of impairment, the cumulative loss measured as the difference between the acquisition cost and the current fair value, less any impairment loss on that financial asset previously recognized in consolidated statement of comprehensive income is removed from OCI and recognized in consolidated statement of income.

Impairment losses on equity investments are not reversed through consolidated statement of income while increases in the fair value after impairment are recognized directly in equity.

In the case of debt instruments classified as AFS financial assets, impairment is assessed based on the same criteria as financial assets carried at amortized cost. Interest continues to be accrued at the original effective interest rate on the reduced carrying amount of the asset and is recorded as a component of "Interest income" account in the consolidated statement of income. If, subsequently, the fair value of a debt instrument increases and the increase can be objectively related to an event occurring after the impairment loss was recognized in consolidated statement of income, the impairment loss is reversed through consolidated statement of income.

#### Derecognition of Financial Assets and Financial Liabilities

*Financial Assets.* A financial asset (or, where applicable, a part of a financial asset or part of a group of similar financial assets) is derecognized when:

- the rights to receive cash flows from the asset have expired;
- the Group retains the right to receive cash flow from the asset, but has assumed an obligation to pay them in full without material delay to a third party under a "pass-through" arrangement; or
- the Group has transferred its rights to receive cash flows from the asset or has assumed an obligation to pay the received cash flows in full without material delay to a third party under a 'pass-through' arrangement; and either (a) the Group has transferred substantially all the risks and rewards of the asset, or (b) the Group has neither transferred nor retained substantially all the risks and rewards of the asset, but has transferred control of the asset.

Where the Group has transferred its rights to receive cash flows from an asset and has neither transferred nor retained substantially all the risks and rewards of the asset nor transferred control of the asset, the asset is recognized to the extent of the Group's continuing involvement in the asset. Continuing involvement that takes the form of a guarantee over the transferred asset is measured at the lower of the original carrying amount of the asset and the maximum amount of consideration that the Group could be required to repay.

Where continuing involvement takes the form of a written and/or purchased option (including a cash-settled option or similar provision) on the transferred asset, the extent of the Group's continuing involvement is the amount of the transferred asset that the Group may repurchase, except that in the case of a written put option (including a cash-settled option or similar provision) on an asset measured at fair value, the extent of the Group's continuing involvement is limited to the lower of the fair value of the transferred asset and the option exercise price.

*Financial Liabilities.* A financial liability is derecognized when the obligation under the liability is discharged or cancelled or has expired.



When an existing financial liability is replaced by another from the same lender on substantially different terms, or the terms of an existing liability are substantially modified, such an exchange or modification is treated as a derecognition of the original liability and the recognition of a new liability, and the difference in the respective carrying amounts is recognized in the consolidated statement of income.

#### Prepayments and Other Current Assets

*Prepayments.* Prepayments are expenses paid in advance and recorded as asset before they are utilized. This account comprises prepaid rentals and insurance premiums and other prepaid items. The prepaid rentals and insurance premiums and other prepaid items are apportioned over the period covered by the payment and charged to the appropriate accounts in consolidated statement of income when incurred.

Prepayments that are expected to be realized for no more than 12 months after the reporting period are classified as current assets otherwise, these are classified as other noncurrent assets.

*Value-added Tax (VAT).* Revenues, expenses and assets are recognized net of the amount of VAT, if applicable.

When VAT from sales of services (output VAT) exceeds VAT passed on from purchases of goods or services (input VAT), the excess is recognized as payable in the consolidated statement of financial position. When VAT passed on from purchases of goods or services (input VAT) exceeds VAT from sales of services (output VAT), the excess is recognized as an asset in the consolidated statement of financial position to the extent of the recoverable amount.

#### Investment Properties

Investment properties, consisting of parcels of land owned by the Group, are measured initially at cost, including transaction costs. Subsequent to initial recognition, investment properties are stated at fair value, which reflects market conditions at the reporting date. Gains or losses arising from changes in the fair values of investment properties are included in the consolidated statement of income in the year in which they arise.

Investment properties are derecognized when either they have been disposed of or when the investment property is permanently withdrawn from use and no future economic benefit is expected from its disposal. Any gains or losses from derecognition of an investment property are recognized in consolidated statement of income in the year of retirement or disposal.

#### Property and Equipment

Property and equipment, other than office condominium, are carried at cost less accumulated depreciation and amortization and any impairment in value.

Office condominium is carried at revalued amount less depreciation and any impairment in value charged subsequent to the date of the revaluation. Valuations are performed frequently enough to ensure that the fair value of revalued asset does not differ materially from its carrying amount. Any revaluation increment is credited to the "Revaluation increment in office condominium" account in the equity section of the consolidated statements of financial position, net of the related deferred income tax liability. An annual transfer from the "Revaluation increment in office condominium" account to retained earnings is made for the difference between the depreciation based on the revalued carrying amount of the asset and the depreciation based on the asset's original cost. Additionally, accumulated depreciation at the revaluation date is eliminated against the gross carrying





amount of the asset and the net amount is restated to the revalued amount of the asset. Upon disposal, any revaluation increment relating to the particular asset sold is transferred to retained earnings.

The initial costs of property and equipment consist of their purchase price and any directly attributable costs of bringing the assets to their working condition and location for their intended use. Expenditures incurred after the property and equipment have been put into operation, such as repairs and maintenance costs, are recognized in the consolidated statement of income in the year in which costs are incurred.

In situations where it can be clearly demonstrated that the expenditures have resulted in an increase in future economic benefits expected to be obtained from the use of an item of property and equipment beyond its originally assessed standard of performance, the expenditures are capitalized as an additional cost of property and equipment. Major maintenance and major overhaul costs that are capitalized as part of property and equipment are depreciated on a straight-line basis over the shorter of their estimated useful lives, typically the period until the next major maintenance or inspection.

Depreciation and amortization is computed using the straight-line method to allocate the related assets' cost to their estimated useful lives. The annual rates of depreciation for each category are based on the following useful lives of related assets:

	Number of Years
Office equipment, furniture and fixtures	3
Building and building improvements	15
Transportation equipment	5
Machinery and equipment	10
Office condominium	15

The assets' estimated useful lives and depreciation method are reviewed periodically to ensure that these are consistent with the expected pattern of economic benefits from the items of property and equipment.

Depreciation of property and equipment begins when it becomes available for use, i.e., when it is in the location and condition necessary for it to be capable of operating in the manner intended by management.

Depreciation ceases when assets are fully depreciated or at earlier of the date that line item is classified as held for sale (or included in a disposal group that is classified as held for sale) in accordance with PFRS 5, *Noncurrent Assets Held for Sale and Discontinued Operations*, and the date the item is derecognized.

An item of property and equipment is derecognized upon disposal or when no future economic benefits are expected to arise from the continued use of the asset. Any gain or loss arising on derecognition of the asset (calculated as the difference between the net disposal proceeds and the carrying amount of the item) is included in the consolidated statement of income in the year the item is derecognized.

Fully depreciated assets are retained in the accounts until they are no longer in use.

#### Deferred Exploration Costs

All exploration and evaluation costs incurred in connection with the participation of the Group in the determination of technical feasibility and assessment of commercial viability of an identified resource are capitalized and accounted for under the "successful efforts method" [determined on the basis of



each Service Contract (SC) or Geophysical Survey and Exploration Contract]. These costs include materials and fuel used, surveying costs, drilling costs and payments made to contractors.

Once the legal right to explore has been acquired, costs directly associated with an exploration and evaluation are capitalized and amortized at the start of commercial operations. All such capitalized costs are subject to technical, commercial and management review, as well as review for indicators of impairment at least once a year. This is to confirm the continued intent to develop or otherwise extract value from the discovery. When an SC is permanently abandoned, all related capitalized exploration costs are written-off. SCs are considered permanently abandoned if the SCs have expired and/or if there are no definite plans for further exploration and/or development.

#### Impairment of Nonfinancial Assets

*Investment Properties, Property and Equipment and Other Noncurrent Assets.* The Group assesses at each reporting period whether there is an indication that an asset may be impaired. If any such indication exists and where the carrying values exceed the estimated recoverable amounts, the assets or cash generating unit (CGU) are written down to their estimated recoverable amounts. The estimated recoverable amount of an asset is the greater of the fair value less cost to sell and value in use. The fair value less cost to sell is the amount obtainable from the sale of an asset in an arm's-length transaction less the costs of disposal while value in use is the present value of estimated future cash flows expected to arise from the continuing use of an asset and from its disposal at the end of its useful life. In assessing value in use, the estimated future cash flows are discounted to their present value using a pre-tax discount rate that reflects current market assessments of the time value of money and the risks specific to the asset. For an asset that does not generate largely independent cash inflows, the estimated recoverable amount is determined for the CGU to which the asset belongs. Impairment losses of continuing operations are recognized in the consolidated statement of income in those expense categories consistent with the function of the impaired asset.

An assessment is made at each financial reporting date whether there is any indication that previously recognized impairment losses may no longer exist or may have decreased. If such indication exists, the recoverable amount is estimated. A previously recognized impairment loss is reversed by a credit to current operations (unless the asset is carried at a revalued amount in which case the reversal of the impairment loss is credited to the revaluation increment of the same asset) to the extent that it does not restate the asset to a carrying amount in excess of what would have been determined (net of any accumulated depreciation) had no impairment loss been recognized for the asset in prior years. Such reversal is recognized in consolidated statement of income unless the asset is carried at revalued amount, in which case the reversal is treated as a revaluation increase. After such reversal, the amortization charge is adjusted in future periods to allocate the asset's revised carrying amount, less any residual value, on systematic basis over its remaining useful life.

*Prepayments and Other Current Assets.* The Group provides provision for impairment losses on nonfinancial prepayments and other current assets when they can no longer be realized. The amounts and timing of recorded expenses for any period would differ if the Group made different judgments or utilized different estimates. An increase in provision for impairment losses would increase recorded expenses and decrease prepayments and other current assets.

Recovery of impairment losses recognized in prior years is recorded when there is an indication that the impairment losses recognized for the asset no longer exist or have decreased. The recovery is recorded in the consolidated statement of income. However, the increased carrying amount of an asset due to a recovery of an impairment loss is recognized to the extent it does not exceed the carrying amount that would have been determined (net of depreciation and amortization) had no impairment loss been recognized for that asset in prior years.



*Deferred Exploration Costs.* The Group assesses at each reporting period whether there is an indication that its deferred exploration costs and project development costs may be impaired. If any indication exists, or when an annual impairment testing for such items is required, the Group makes an estimate of their recoverable amount. An asset's recoverable amount is the higher of an asset's or CGU's fair value less costs to sell and its value in use, and is determined for an individual item, unless such item does not generate cash inflows that are largely independent of those from other assets or group of assets or CGUs. When the carrying amount exceeds its recoverable amount, such item is considered impaired and is written down to its recoverable amount. In assessing value in use, the estimated future cash flows to be generated by such items are discounted to their present value using a pre-tax discount rate that reflects the current market assessment of the time value of money and the risks specific to the asset or CGU.

Impairment losses are recognized in the consolidated statement of income.

### Equity

*Capital Stock.* Capital stock is measured at par value for all shares issued and outstanding. When the Group issues more than one class of stock, a separate account is maintained for each class of stock and number of shares issued and outstanding.

*Additional Paid-in Capital.* When the shares are sold at a premium, the difference between the proceeds and the par value is credited to the "Additional paid-in capital" account. When shares are issued for a consideration other than cash, the proceeds are measured by the fair value of the consideration received. In case the shares are issued to extinguish or settle the liability of the Group, the shares shall be measured either at the fair value of the shares issued or fair value of the liability settled, whichever is more reliably determinable. Incremental costs that are directly attributable to the issuance of new shares are charged to this account.

*Deposit for Future Stock Subscription.* This pertains to the amount of cash and advances from stockholders as payment for future issuance of stocks. The Group classifies a deposit for future stock subscription as an equity instrument if it satisfies all of the following elements:

- the unissued authorized capital stock of the entity is insufficient to cover the amount of shares indicated in the contract;
- there is BOD approval on the proposed increase in authorized capital stock (for which a deposit was received by the corporation);
- there is stockholders' approval of said proposed increase; and
- the application for the approval of the proposed increase has been filed with the SEC.

If any or all of the foregoing elements are not present, the deposit for future stock subscription shall be recognized as a liability.

*Other Comprehensive Income.* Other comprehensive income comprises items of income and expense (including items previously presented under the consolidated statement of changes in equity) that are not recognized in the consolidated statement of income for the year in accordance with PFRS.

*Retained Earnings.* The amount included in retained earnings includes cumulative profit or loss attributable to the Parent Company's stockholders and reduced by dividends. Dividends are recognized as a liability and deducted from equity when they are approved by the Parent Company's BOD. Dividends for the period that are approved after the end of the financial reporting date are dealt with as an event after the financial reporting period. Retained earnings may also include the





effect of changes in accounting policy as may be required by the accounting standard's transitional provisions.

#### Basic/Diluted Earnings per Share (EPS)

*Basic EPS.* Basic EPS amounts are calculated by dividing the net income attributable to ordinary equity holders of the Parent Company by the weighted average number of ordinary shares outstanding, after giving retroactive effect for any stock dividends, stock splits or reverse stock splits during the year.

*Diluted EPS.* Diluted EPS amounts are calculated by dividing the net income attributable to ordinary equity holders of the Parent Company by the weighted average number of ordinary shares outstanding, adjusted for any stock dividends declared during the year plus weighted average number of ordinary shares that would be issued on the conversion of all the dilutive ordinary shares into ordinary shares, excluding treasury shares.

#### Revenue Recognition

Revenue is recognized when it is probable that the economic benefits associated with the transaction will flow to the enterprise and the amount of revenue can be measured reliably, regardless of when the payment is being made. Revenue is measured at the fair value of the consideration received, net of discounts. The Group assesses its revenue arrangements against specific criteria in order to determine if it is acting as a principal or agent. The following specific recognition criteria must also be met before revenue is recognized:

*Interest Income.* Interest income is recognized as the interest accrues, taking into account the effective yield on the asset.

*Dividend Income.* Dividend income is recognized when the Group's right to receive payment is established.

*Other Income.* Revenue is recognized in the consolidated statement of income as they are earned.

#### Expenses

Expenses are decreases in economic benefits during the accounting period in the form of outflows or occurrences of liabilities that result in decreases in equity, other than those relating to distributions to equity participants. Expenses are generally recognized when the services are used or the expense arises while interest expenses are accrued in the appropriate financial reporting date.

#### Retirement Benefits

The net retirement benefits liability or asset is the aggregate of the present value of the retirement benefit obligation at the end of the financial reporting date reduced by the fair value of plan assets (if any), adjusted for any effect of limiting a net defined benefit asset to the asset ceiling. The asset ceiling is the present value of any economic benefits available in the form of refunds from the plan or reductions in future contributions to the plan.

The cost of providing benefits under the retirement benefit plans is actuarially determined using the projected unit credit method.

Retirement benefit costs comprise the following:

- Service cost
- Net interest on the net retirement benefit liability or asset
- Remeasurements of net retirement benefit liability or asset



Service costs which include current service costs, past service costs and gains or losses on non-routine settlements are recognized as expense in the consolidated statement of income. Past service costs are recognized when plan amendment or curtailment occurs. These amounts are calculated periodically by independent qualified actuaries.

Net interest on the net retirement benefit liability or asset is the change during the period in the net retirement benefit liability or asset that arises from the passage of time which is determined by applying the discount rate based on government bonds to the net retirement benefit liability or asset. Net interest on the net retirement benefit liability or asset is recognized as expense or income in consolidated statement of income.

Remeasurements comprising actuarial gains and losses, return on plan assets and any change in the effect of the asset ceiling (excluding net interest on retirement benefit liability) are recognized immediately in OCI in the period in which they arise. Remeasurements are not reclassified to profit or loss in subsequent periods. Remeasurements recognized in OCI after the initial adoption of Revised PAS 19, *Employee Benefits*, are not closed to retained earnings account. These are retained in OCI until full settlement of the liability.

Plan assets are assets that are held by a long-term employee benefit fund or qualifying insurance policies. Plan assets are not available to the creditors of the Group, nor can they be paid directly to the Group. Fair value of plan assets is based on market price information. When no market price is available, the fair value of plan assets is estimated by discounting expected future cash flows using a discount rate that reflects both the risk associated with the plan assets and the maturity or expected disposal date of those assets (or, if they have no maturity, the expected period until the settlement of the related obligations). If the fair value of the plan assets is higher than the present value of the retirement benefit obligation, the measurement of the resulting retirement benefit asset is limited to the present value of economic benefits available in the form of refunds from the plan or reductions in future contributions to the plan.

The Group's right to be reimbursed of some or all of the expenditure required to settle a retirement benefit obligation is recognized as a separate asset at fair value when and only when reimbursement is virtually certain.

#### Income Taxes

*Current Income Tax.* Current income tax assets and liabilities for the current and prior periods are measured at the amount expected to be recovered from or paid to the taxation authorities. The tax rates and tax laws used to compute the amount are those that have been enacted or substantively enacted at the financial reporting date.

Current income tax relating to items recognized directly in the consolidated statement of changes in equity is recognized in equity and not in the consolidated statement of income. Management periodically evaluates positions taken in the tax returns with respect to situations in which applicable tax regulations are subject to interpretation and establishes provisions where appropriate.



*Deferred Income Tax.* Deferred income tax is provided, using the balance sheet liability method, on all temporary differences at the financial reporting date between the tax bases of assets and liabilities and their carrying amounts for financial reporting purposes. Deferred income tax liabilities are recognized for all taxable temporary differences, except:

- where the deferred income tax liability arises from the initial recognition of goodwill or of an asset or liability in a transaction that is not a business combination and, at the time of the transaction, affects neither the accounting profit nor taxable income or loss;
- in respect of taxable temporary differences associated with investments in subsidiaries, associates and interests in joint ventures, where the timing of the reversal of the temporary differences can be controlled and it is probable that the temporary differences will not reverse in the foreseeable future.

Deferred income tax assets are recognized for all deductible temporary differences, carryforward benefits of unused tax credits from excess minimum corporate income tax (MCIT) over the regular corporate income tax (RCIT) and unused net operating loss carry-over (NOLCO), to the extent that it is probable that sufficient future taxable profits will be available against which the deductible temporary differences and the carryforward benefits of unused tax credits and unused tax losses can be utilized, except:

- where the deferred income tax asset relating to the deductible temporary difference arises from the initial recognition of an asset or liability in a transaction that is not a business combination and, at the time of the transaction, affects neither the accounting income nor taxable income or loss;
- in respect of deductible temporary differences associated with investments in subsidiaries, associates and interests in joint ventures, deferred income tax assets are recognized only to the extent that it is probable that the temporary differences will reverse in the foreseeable future and taxable income will be available against which the temporary differences can be utilized.

The carrying amount of deferred income tax assets is reviewed at each financial reporting date and reduced to the extent that it is no longer probable that sufficient future taxable profits will be available to allow all or part of the deferred income tax assets to be utilized. Unrecognized deferred income tax assets are reassessed at each financial reporting date and are recognized to the extent that it has become probable that sufficient future taxable profits will be available to allow the deferred income tax assets to be recovered.

Deferred income tax assets and liabilities are measured at the tax rate that is expected to apply to the period when the asset is realized or the liability is settled, based on the tax rate and tax laws that have been enacted or substantively enacted at the financial reporting date.

Deferred tax assets and deferred tax liabilities are offset if a legally enforceable right exists to set off current tax assets against current income tax liabilities and the deferred taxes relate to the same taxable entity and the same taxation authority.

#### Related Party Transactions

Transactions with related parties are accounted for based on the nature and substance of the agreement, and financial effects are included in the appropriate asset, liability, income and expense accounts.





#### Segment Information

The Group considers investment holding and geothermal energy projects as its primary activities. The Group has no geographical segmentation as the Group's operating business segments are neither organized nor managed by geographical segment.

#### Foreign Currency Transactions

Transactions in foreign currencies are initially recorded in the functional currency rate ruling at the date of the transaction. Monetary assets and liabilities denominated in foreign currencies are translated at the functional currency rate of exchange ruling at the end of the financial reporting period. Nonmonetary items that are measured in terms of historical cost in a foreign currency are translated using the exchange rates prevailing as at the date of the initial transactions. Nonmonetary items measured at the fair value in a foreign currency are translated using the exchange rates at the date when the fair value is determined. All differences are taken to "Other income" in the consolidated statement of income under "Unrealized foreign exchange gains (losses)" account.

#### Provisions

Provisions are recognized when the Group has a present obligation (legal or constructive) as a result of a past event, it is probable that an outflow of resources embodying economic benefits will be required to settle the obligation and a reliable estimate can be made of the amount of the obligation.

#### Contingencies

Contingent liabilities are not recognized in the consolidated financial statements. These are disclosed in the notes to consolidated financial statements unless the possibility of an outflow of resources embodying economic benefits is remote. Contingent assets are not recognized in the consolidated financial statements but disclosed when an inflow of economic benefits is probable.

#### Events after the Reporting Date

Post year-end events that provide additional information about the Group's position at the end of the reporting period (adjusting events) are reflected in the Group's consolidated financial statements. Post year-end events that are not adjusting events are disclosed in the notes to the consolidated financial statements when material.

---

### **5. Significant Accounting Judgments, Estimates and Assumptions**

The preparation of the consolidated financial statements in compliance with PFRSs requires management to make judgments, estimates and assumptions that affect the amounts reported in the consolidated financial statements. The judgments and estimates used in the consolidated financial statements are based upon management's evaluation of relevant facts and circumstances as of the date of the consolidated financial statements. Future events may occur which can cause the assumptions used in arriving at those judgments and estimates to change. The effects of the changes will be reflected in the consolidated financial statements as they become reasonably determinable.

Accounting judgments, estimates and assumptions are continually evaluated based on historical experience and other factors, including expectations of future events that are believed to be reasonable under the circumstances.



### Judgments

In the process of applying the Group's accounting policies, management has made the following judgments, apart from those involving estimations, which have the most significant effect on amounts recognized in the consolidated financial statements:

*Determination of the Group's Functional Currency.* Based on the economic substance of the underlying circumstances relevant to the Group, the functional currency has been determined to be the Philippine Peso. It is the currency that mainly influences the operations of the Group.

*Classification of Investment Property.* The Group classifies its land as investment property or owner-occupied property based on its current intentions where it will be used. When the land is held for capital appreciation or when management is still undecided as to its future use, it is classified as investment property. The land which is held for rent are classified as investment property.

*Capitalization of Exploration and Evaluation Costs.* Careful judgment of management is applied when deciding whether the recognition requirements for exploration and evaluation assets relating to the Group's exploration projects have been met. Capitalization of these costs is based, to a certain extent, on management's judgment of the degree to which the expenditure may be associated with finding specific geothermal reserve. This is necessary as the economic success of the exploration is uncertain and may be subject to future technical problems at the time of recognition. Judgments are based on the information available at end of each reporting period.

### Estimates and Assumptions

The estimates and underlying assumptions are reviewed on an ongoing basis. Revisions to accounting estimates are recognized in the period in which the estimates are revised if the revisions affect only that period, or in the period of the revision and future periods if the revision affects both current and future periods.

The key assumptions concerning the future and other key sources of estimation uncertainty at the reporting date that have a significant risk of causing a material adjustment to the carrying amounts of asset and liabilities within the next financial year are discussed below:

*Estimation of Allowance for Impairment of Receivables.* The Group reviews its receivables at each reporting date to assess the adequacy of the allowance for impairment. In particular, judgment by management is required in the estimation of the amount and timing of future cash flows when determining the level of allowance required. Such estimates are based on factors such as, but not limited to, the length of the Group's relationship with the customer, customer's payment behavior and other known market factors.

The carrying values of receivables amounted to ₱2.69 million and ₱2.50 million as at December 31, 2017 and 2016, respectively, net of allowance for impairment loss amounting to ₱2.73 million as at December 31, 2017 and 2016 (see Note 7).

*Impairment of AFS Financial Assets.* The Group treats AFS financial assets as impaired when there has been a significant or prolonged decline in the fair value below its cost or where other objective evidence of impairment exists. The determination of what is "significant" or "prolonged" requires judgment. The Group treats "significant" as 20% or more of the cost and "prolonged" as greater than 12 months for quoted equity securities.

Allowance for impairment on quoted investment in shares of stock amounted to ₱4.09 million as at December 31, 2017 and 2016.





As at December 31, 2017 and 2016, the Group assessed that there were no impairment indicators on its AFS financial assets. The carrying value of the Group's AFS financial assets amounted to ₱46.05 million and ₱135.32 million as at December 31, 2017 and 2016, respectively (see Note 10).

*Revaluation of Office Condominium and Investment Properties.* The Group carries its investment properties at fair value with changes in fair value recognized in the consolidated statement of income, and carries its office condominium at revalued amount with changes in fair value recognized in the consolidated statement of changes in equity. The Group engaged external appraiser to assess the fair value as at December 31, 2017 and 2016 for its office condominium and investment properties.

For investment properties, a valuation methodology based on market approach was used, which is a comparative approach that considers the sales of similar or substitute assets and related market data and establishes a value estimate by processes involving comparison. In addition, it measures the office condominium at revalued amount, with changes in fair value being recognized in OCI. The market approach was used for the office condominium, which provides an indication of value by comparing the subject asset with identical or similar assets for which price information is available. The key assumptions used to determine the fair value of the properties are provided in Note 25.

Revaluation increase on office condominium recognized under OCI in 2016 amounted to ₱7.56 million, net of the applicable tax. Net book value of revalued office condominium amounted to ₱25.59 million and ₱27.89 million as at December 31, 2017 and 2016, respectively (Note 12).

Fair value adjustment on investment properties amounting to ₱71.96 million was recognized in 2016. The carrying value of investment properties amounted to ₱275.38 million as at December 31, 2017 and 2016 (see Note 11).

*Impairment of Property and Equipment.* The Group assesses impairment on property and equipment recorded at cost whenever events or changes in circumstances indicate that the carrying amount of these assets may not be recoverable. The factors that the Group considers important which could trigger an impairment review include the following:

- significant underperformance relative to expected historical or projected future operating results;
- significant changes in the manner of use of the acquired assets or the strategy for overall business; and
- significant negative industry or economic trends.

As at December 31, 2017 and 2016, the Group assessed that there were no impairment indicators on its property and equipment. The carrying value of property and equipment, net of accumulated depreciation, amounted to ₱20.48 million and ₱20.36 million as at December 31, 2017 and 2016, respectively (see Note 12).

*Impairment and Write-off of Deferred Exploration Costs.* The Group assesses impairment on deferred exploration costs when facts and circumstances suggest that the carrying amount of the asset may exceed its recoverable amount. Until the Group has sufficient data to determine technical feasibility and commercial viability, deferred charges need not be assessed for impairment.

Facts and circumstances that would require an impairment assessment as set forth in PFRS 6, *Exploration for and Evaluation of Mineral Resources*, are as follows:

- the period for which the Group has the right to explore in the specific area has expired or will expire in the near future and is not expected to be renewed;
- substantive expenditure on further exploration for and evaluation of mineral resources in the specific area is neither budgeted nor planned;





- exploration for and evaluation of mineral resources in the specific area have not led to the discovery of commercially viable quantities of mineral resources and the entity has decided to discontinue such activities in the specific area; and
- sufficient data exist to indicate that, although a development in the specific area is likely to proceed, the carrying amount of the exploration and evaluation asset is unlikely to be recovered in full from successful development or by sale.

For deferred exploration costs, impairment is recognized when an SC where the Group has participating interest is permanently abandoned. Future events could cause the Group to conclude that these assets are impaired.

The Group recognized provision for impairment of deferred exploration costs amounting to nil, ₱166.71 million, and nil in 2017, 2016 and 2015, respectively. The carrying amount of deferred exploration costs, net of allowance for impairment loss, amounted to ₱119.57 million and ₱87.83 million as at December 31, 2017 and 2016, respectively (see Note 13).

*Estimation of Retirement Benefits.* The cost of defined benefit pension plan as well as the present value of the defined benefit obligation is determined using actuarial valuation. The actuarial valuation involves making various assumptions which include the determination of the discount rates, future salary increases and mortality rates. Due to the complexity of the valuation, the underlying assumptions and its long-term nature, defined benefit obligations are highly sensitive to changes in these assumptions. The assumptions made by the Group resulted in accrued retirement benefits amounting to ₱3.06 million and ₱13.41 million as at December 31, 2017 and 2016, respectively (see Note 20).

In determining the appropriate discount rate, management considers the interest rates of government bonds that are denominated in the currency in which the benefits will be paid, with extrapolated maturities corresponding to the expected duration of the defined benefit obligation.

The mortality rate is based on publicly available mortality tables for the specific country and is modified accordingly with estimates of mortality improvements.

*Realizability of Deferred Income Tax Assets.* Deferred income tax assets are recognized for all temporary deductible differences to the extent that it is probable that sufficient future taxable profits will be available to allow all or part of the deferred income tax assets to be utilized. Management has determined based on business forecast of succeeding years that there is no sufficient future taxable profits against which the deferred income tax assets will be utilized except for the deferred income tax assets related to the provision for impairment loss and some portion of NOLCO and MCIT.

The Group's deferred income tax assets amounted to ₱3.39 million and ₱15.50 million as at December 31, 2017 and 2016, respectively. Deductible temporary differences and MCIT for which no deferred income tax assets were recognized as at December 31, 2017 and 2016 are presented in Note 21.

*Determination of Fair Value of Investment Properties.* The best evidence of fair value is current prices in an active market for similar lease and other contracts. In the absence of such information, the Group determines the amount within a range of reasonable fair value estimates. In making its judgment, the Group considers information from variety of sources including:

- current prices in an active market for properties of different nature, condition or location (or subject to different lease or other contracts), adjusted to reflect those differences;



- recent prices of similar properties in less active markets, with adjustments to reflect any changes in economic conditions since the date of the transactions that occurred at those prices; and
- discounted cash flow (DCF) projections based on reliable estimates of future cash flows, derived from the terms of any existing lease and other contracts and (where possible) from external evidence such as current market rents for similar properties in the same location and condition and using discount rates that reflect current market assessments of the uncertainty in the amount and timing of the cash flows.

In 2016, the Group recognized a fair value adjustment on its investment properties amounting to ₱71.96 million which was based on the appraisal reports in 2016 for the land in Bolinao, Pangasinan, San Fabian, Pangasinan, Tanay, Rizal, and Gutalac, Zamboanga del Norte.

There were no changes to the fair value of the investment properties in 2017. The carrying value of the Group's investment properties amounted to ₱275.38 million as at December 31, 2017 and 2016 (see Note 11).

#### 6. Cash and Cash Equivalents

	2017	2016
Cash on hand and in banks	<b>₱11,180,736</b>	₱5,783,117
Cash equivalents	<b>63,848,648</b>	153,842,764
	<b>₱75,029,384</b>	₱159,625,881

Cash in banks and cash equivalents earn interest at the respective bank deposit rates. Cash equivalents are short-term investments made for varying periods of up to three (3) months depending on the immediate cash requirements of the Group.

Interest income on the Group's cash in bank and cash equivalents amounted to ₱1.09 million, ₱1.62 million, and ₱1.66 million in 2017, 2016 and 2015, respectively (see Note 17).

#### 7. Receivables

	2017	2016
Accounts receivable	<b>₱4,713,731</b>	₱4,104,617
Interest receivable	<b>356,573</b>	143,851
Advances to officers and employees	<b>349,665</b>	165,099
Dividends receivable	—	788,253
Other receivables	—	31,963
	<b>5,419,969</b>	5,233,783
Less allowance for impairment losses	<b>2,732,947</b>	2,732,947
	<b>₱2,687,022</b>	₱2,500,836

Accounts receivable are short-term, noninterest-bearing receivables from third parties and are generally settled on a 90-day term. Dividends receivable arise from the Group's investments in equity securities. Interest receivable arises from the Group's cash equivalents and investments in debt securities.



Advances to officers and employees pertains to the advances made by the Group to its officers and employees for the administration of its operations. These types of advances are settled through liquidation and reimbursement.

There are no movements in the allowance for impairment in 2017 and 2016.

## 8. Refundable Deposits

On October 26, 2017, the Parent Company's BOD approved the planned investments on various companies. The Parent Company paid refundable deposits to the following prospective investees which will form part of the Parent Company's investments in these companies subject to the satisfactory result of its due diligence audits.

Vintage EPC Co. Ltd. (VEPC) and VTE International	
Construction Co. Ltd (Vinter)	₱133,284,475
Solmax Power Limited (Solmax)	22,819,500
Innocent Biomass Power GK (IBP)	15,325,133
	<u>₱171,429,108</u>

- a. Up to 15% equity investment in VEPC or its successor, and Vinter, limited companies formed and existing under the Laws of Thailand, which are wholly owned and controlled by Vintage Engineering Public Co. Ltd. (VTE) - The intention of the Parent Company and VTE is to enter into a binding Share Purchase Agreement (SPA). The Parent Company intends to invest up to 15% of the total equity of VEPC or its successor and Vinter, with an option to increase the interest up 20%.

VEPC and Vinter are the first counter-parties of Green Earth Power (GEP) Myanmar for the supply and construction service requirements of the Engineering, Procurement and Construction (EPC) sub-contractor engaged for the 220MW solar power plant of GEP Myanmar.

- b. 10% equity investment in Solmax, a limited company formed and existing under the laws of Hong Kong - Solmax initially identified two (2) solar power projects in Japan, namely; (1) 8MWdc Ibaraki Project and (2) 7MWdc Shimane Project, among other projects. The intention of the Parent Company and Solmax is to enter into a binding investment agreement (IA) upon satisfactory result of the due diligence audit.
- c. 10% equity investment in IBP, a limited liability company incorporated and existing under the Laws of Japan - Under the signed investment term sheet, dated December 6, 2017, the intention of the parties is to enter into a binding Shareholders Agreement (SHA) between the Parent Company and IBP. The Parent Company intends to invest up to 10% of the total equity of IBP, with an option to increase to 20%, subject to discussion between the Parent Company and IBP after satisfactory results of the due diligence work on IBP and its 25MW Biomass Power Plant project located in Japan.

## 9. Prepayments and Other Current Assets

	2017	2016
Input VAT	₱11,215,298	₱7,380,113
Prepaid expenses	648,723	587,507
	<u>₱11,864,021</u>	<u>₱7,967,620</u>





Input VAT represents VAT paid on domestic purchases of goods and services. Prepaid expenses mainly consists of prepayments of the Group on rent, membership dues, life and non-life insurance, and communication expenses.

## 10. AFS Financial Assets

	2017	2016
Quoted debt securities	₱39,839,205	₱40,282,029
Quoted shares of stock - net of allowance for impairment losses amounting to ₱4,090,435	6,211,923	95,039,857
	<b>₱46,051,128</b>	<b>₱135,321,886</b>

Quoted instruments are carried at fair market value as at the end of reporting period.

The movements in AFS financial assets follow:

	2017	2016
At January 1	₱135,321,886	₱160,210,490
Disposals	(86,530,000)	(25,000,000)
Unrealized gains (losses) on AFS financial assets	(2,740,758)	111,396
At December 31	<b>₱46,051,128</b>	<b>₱135,321,886</b>

The Group's AFS debt securities with a cost of ₱25.00 million was redeemed in 2016. AFS equity securities costing ₱86.53 million was sold in 2017.

Interest rates in 2017 and 2016 on these AFS debt securities ranged from 4.50%–4.84% and 4.5%–5.45%, respectively. Interest income earned on these securities amounted to ₱2.20 million, ₱3.01 million, and ₱3.97 million in 2017, 2016 and 2015, respectively (see Note 17).

The movements in "Net unrealized gains on changes in fair value of AFS financial assets" presented as a separate component of equity follow:

	2017	2016
At January 1	₱5,638,748	₱5,527,352
Unrealized valuation gain (loss) for the year	(4,421,014)	111,396
Realized gain on sale of AFS financial assets	1,680,256	–
At December 31	<b>₱2,897,990</b>	<b>₱5,638,748</b>

Dividend income earned from quoted equity shares amounted to ₱3.63 million, ₱4.82 million and ₱5.99 million in 2017, 2016 and 2015, respectively.

## 11. Investment Properties

	2017	2016
At January 1	₱275,380,505	₱203,424,809
Fair value adjustment	–	71,955,696
At December 31	<b>₱275,380,505</b>	<b>₱275,380,505</b>



The Group engaged an independent firm of appraisers, to determine the fair values of the following properties:

Location	Appraisal Date	Area in Square Meters	Appraisal Value	Highest and Best Use
San Fabian, Pangasinan	June 25, 2016	182,981	₱223,138,000	Residential or recreational utility
Bolinao, Pangasinan	June 25, 2016	403,836	129,228,000	Residential or recreational utility
Gutalac, Zamboanga del Norte	August 16, 2016	218,095	5,234,000	Agricultural utility
Tanay, Rizal	June 24, 2016	35,000	5,023,000	Agro-industrial development

The fair values were estimated through the market approach that considers the sales of similar or substitute assets and related market data and establishes a value estimate by processes involving comparison. Records of recent sales and offerings of similar land are analyzed and comparison made for such factors as size, characteristics of the lot, location, quality and prospective use.

The Group has 60.9% beneficial ownership interest on the land in San Fabian.

Direct operating expenses related to the investment properties include real property taxes paid in 2017 and 2016 amounting to ₱0.26 million and ₱0.15 million, respectively.

The Group has no restriction on the realizability of its investment properties and no contractual obligations to purchase, construct or develop investment properties or for repairs, maintenance and enhancements.

## 12. Property and Equipment

### At Cost

	2017				
	Office Equipment, Furniture and Fixtures	Building and Building Improvements	Transportation Equipment	Machinery and Equipment	Total
<b>Cost</b>					
At January 1	₱9,727,068	₱5,283,338	₱5,041,240	₱18,825,539	₱38,877,185
Additions	274,045	—	2,975,600	—	3,249,645
At December 31	10,001,113	5,283,338	8,016,840	18,825,539	42,126,830
<b>Accumulated Depreciation</b>					
At January 1	9,308,787	4,011,793	4,882,578	313,759	18,516,917
Depreciation (see Note 19)	333,220	210,505	704,189	1,882,554	3,130,468
At December 31	9,642,007	4,222,298	5,586,767	2,196,313	21,647,385
<b>Net Book Values</b>	<b>₱359,106</b>	<b>₱1,061,040</b>	<b>₱2,430,073</b>	<b>₱16,629,226</b>	<b>₱20,479,445</b>



	2016				
	Office Equipment, Furniture and Fixtures	Building and Building Improvements	Transportation Equipment	Machinery and Equipment	Total
<b>Cost</b>					
At January 1	P9,585,134	P5,283,338	P5,041,240	P–	P19,909,712
Additions	180,029	–	–	–	180,029
Transfers	–	–	–	18,825,539	18,825,539
Retirement	(38,095)	–	–	–	(38,095)
At December 31	9,727,068	5,283,338	5,041,240	18,825,539	38,877,185
<b>Accumulated Depreciation</b>					
At January 1	8,920,422	3,801,288	4,123,397	–	16,845,107
Depreciation (Note 19)	417,291	210,505	759,181	313,759	1,700,736
Retirement	(28,926)	–	–	–	(28,926)
At December 31	9,308,787	4,011,793	4,882,578	313,759	18,516,917
<b>Net Book Values</b>	<b>P418,281</b>	<b>P1,271,545</b>	<b>P158,662</b>	<b>P18,511,780</b>	<b>P20,360,268</b>

At Revalued Amount

	Office Condominium	
	2017	2016
<b>Revalued Amount</b>		
At January 1 and December 31	<b>P28,649,000</b>	<b>P28,649,000</b>
<b>Accumulated Depreciation</b>		
At January 1	<b>763,973</b>	6,281,096
Depreciation (see Note 19)	<b>2,291,500</b>	1,886,195
Reversal due to revaluation	–	(7,403,318)
At December 31	<b>3,055,473</b>	763,973
<b>Net Book Value</b>	<b>P25,593,527</b>	<b>P27,885,027</b>

*Revaluation of Office Condominium.* The Group engaged an independent firm of appraisers, to determine the fair value of its office condominium as at August 25, 2016. The fair value is determined using the generally accepted market approach. The date of the appraisal was September 5, 2016.

Revaluation increment in office condominium as at December 31, 2017 and 2016 amounted to P17.30 million and P18.85 million, respectively, which is presented under the “Revaluation increment in office condominium” account in the consolidated statements of financial position and consolidated statements of changes in equity.

If the office condominium was measured using the cost model, the carrying amount as of December 31, 2017 and 2016 would be as follows:

	2017	2016
Cost	<b>P1,730,010</b>	P1,730,010
Accumulated depreciation	<b>(1,153,340)</b>	(1,038,006)
	<b>P576,670</b>	<b>P692,004</b>

The cost of the Group’s fully depreciated assets still in use amounted to P12.66 million as at December 31, 2017 and 2016.





### 13. Deferred Exploration Costs

The movements in deferred exploration costs follow:

	2017					
	Geothermal SC 8 - Mabini	Other Geothermal SCs	Indonesia Oil Project	SC 53 - Onshore Mindoro	Hydropower SCs	Total
At January 1	₱45,961,931	₱20,363,225	₱147,933,884	₱80,426,093	₱2,555,778	₱297,240,911
Additions	27,198,199	2,675,352	—	—	—	29,873,551
	73,160,130	23,038,577	147,933,884	80,426,093	2,555,778	327,114,462
Less allowance for impairment loss	—	—	147,933,884	61,966,544	2,555,778	212,456,206
At December 31	₱73,160,130	₱23,038,577	₱—	₱18,459,549	₱—	₱114,658,256

	2016					
	Geothermal SC 8 - Mabini	Other Geothermal SCs	Indonesia Oil Project	SC 53 - Onshore Mindoro	Hydropower SCs	Total
At January 1	₱19,528,987	₱16,924,179	₱147,933,884	₱80,364,221	₱2,555,778	₱267,307,049
Additions	26,432,944	3,439,046	—	61,872	—	29,933,862
	45,961,931	20,363,225	147,933,884	80,426,093	2,555,778	297,240,911
Less allowance for impairment loss	—	—	147,933,884	61,966,544	2,555,778	212,456,206
At December 31	₱45,961,931	₱20,363,225	₱—	₱18,459,549	₱—	₱84,784,705

The full recovery of the deferred exploration costs amounting to ₱114.66 million and ₱84.78 million as at December 31, 2017 and 2016, respectively, incurred in connection with the Parent Company's participation in the acquisition, exploration and development of geothermal energy and natural gas resources is dependent upon the discovery of steam and natural gas and other renewable resources in commercial quantities from the respective contract areas and the success of future developments thereof.

The accumulated costs incurred in connection with the exploration contracts are shown under "Deferred exploration costs" account in the consolidated statements of financial position. The full recovery of these deferred exploration costs is dependent upon the determination of technical feasibility and commercial quantity of an identifiable resource.

In 2016, the Group recognized in full allowance for impairment amounting to ₱16.22 million, ₱2.56 million and ₱147.93 million for deferred costs pertaining to SC 47, HSCs and Indonesia Oil Project, respectively.

Details of the projects are discussed below.

#### Oil and Gas Service Contracts (SCs)

The Parent Company is a party, together with other companies and the Philippine Government, through the Department of Energy (DOE) (collectively "the consortium"), to SC 53 (Onshore Mindoro) for the exploration, development and exploitation of the contract area situated in onshore Mindoro.

*SC 53 (Onshore Mindoro).* SC 53 was awarded by the DOE on July 8, 2005, for a ten years exploration period. It covers 6,600 sq. km. of the onshore areas of Mindoro Island which is within the Northwest Palawan Micro-Continental Block (NPMCB). Past exploration efforts in SC 53 included the acquisition of 2,000 kilometers of 2D seismic data and the drilling of 4 exploration wells. Three (3) of the four (4) wells encountered oil and gas but were considered non-commercial at the time of drilling.





The consortium entered into a Farm-in Agreement with Pitkin Petroleum Ltd. (Pitkin) which was approved by the DOE on June 11, 2008. Under the Farm-In Agreement, Pitkin completed a magneto-telluric survey in onshore Mindoro and acquired in May 2010 over 200 kilometers of 2D seismic data designed to delineate and assess the hydrocarbon potential of the Progreso-1X in San Jose, Mindoro Occidental and Sablayan, Mindoro Occidental.

On July 11, 2011, Resource Management Associates Pty Limited of Australia signed a Farm-in Agreement with Pitkin to acquire 35% of its 70% participating interest.

On November 11, 2011, Pitkin reported that Sub-Phase 1, which was to end March 6, 2012, was fulfilled with the completion of the 200 kilometers of seismic data. Sub-Phase 2 which carries a minimum work obligation of two (2) wells and a financial commitment of US\$2,000,000, have been extended up to the resolution of the complaint filed by Famatodi, Inc., an organization of indigenous peoples in Mindoro and the issuance of the Certificate of Precondition by the National Commission of Indigenous Peoples (NCIP).

The consortium agreed to drill Progreso-2 to fulfill one of the 2-well obligations and the planned geology and geophysical works will be negotiated as fulfillment of the second well. For this phase, the approved firm budget amounts to US\$8,400,000 and the contingent budget amounts to US\$6,140,000. The project is presently suspended, pending final resolution of the aforementioned case filed by Famatodi, Inc. and clearance by the NCIP. The Parent Company has a 3% participation in this service contract.

Pitkin had an agreement with Mindoro Palawan Oil and Gas, Inc. (MPOGI) to transfer Pitkin's 70% participating interest and operatorship to MPOGI. On June 10, 2016, a formal request was sent to the DOE and was eventually approved by the department on October 24, 2016. Deferred exploration costs pertaining to SC 53 amounted to ₱18.46 million as at December 31, 2017 and 2016.

*Indonesia Oil Project.* In 2013, the Group embarked on the Indonesia Oil Project, as it had passed all the financial criteria for a project as set by the BOD, upon recommendation of Management, and had the potential of generating immediate cash flow in less than a year after drilling. The Group entered into a joint venture arrangement with Petrosolve Sdn Bhd (Petrosolve), a company registered in Malaysia, which was engaged in the business of developing oil fields and held a technology for enhanced chemical oil recovery. The joint venture established Grandway Group Limited in Hong Kong, which is 70% owned by the Parent Company and 30% owned by Petrosolve, as the corporate vehicle of the joint venture for the management and operation of oil wells. The joint venture then established PT Basic Energi Solusi (PT BES) as its operating arm in Indonesia with a 95% ownership interest. In 2017, Grandway became a wholly owned subsidiary of the Parent Company (see Note 16).

PT BES, as a sub-contractor, entered into a cooperation agreement with PT Ekamaro for the management and operation of ten (10) oil wells located in the Dadangilo and Wonocolo areas in East Java, Indonesia. These wells are part of the wells covered by cooperation agreements between PT Ekamaro and KUD Sumber Pangan and KUD Usaha Jaya Bersama, both of which had production agreements with Pertamina, the entity vested by the Indonesian Government with the authority to manage old oil wells in Indonesia.

PT BES drilled five (5) of the aforementioned ten (10) wells. However, production was low at only an estimated total of 20,772 barrels compared to projections at the start of the project of 269,346 barrels, while the buying price of Pertamina steadily dropped, from IDR4,160/liter (or USD73.50/barrel) at the start of the project, to IDR2,718/liter (or USD 34.57/barrel) by the 1st quarter of 2015. Calculated project internal rate of return (IRR), which was at 85.88% at the start of





the project, had become negative. During this time, some miners moved for upward adjustments in their revenue sharing, which entailed negotiations with PT Ekamaro, the KUDs, and the miners concerned. Before negotiations could be finalized, Pertamina instituted changes in the framework for the operation of old oil wells and eventually suspended its contracts with the KUDs and designated a new temporary body, the Paguyuban, to handle logistics.

By the middle of 2015, the project was placed on hold until Pertamina is able to finalize the organizational structure of local miners in said areas. These miners are slated to handle the management and operation of oil wells in said areas and with whom PT BES and/or PT Ekamaro shall enter into new co-operation agreements. Since 2015, Pertamina has not yet designated a new organization of local cooperatives or miners groups to supervise the oil operations from old oil wells in the area.

Deferred exploration costs pertaining to the Indonesia Oil Project amounted to ₱147.93 million as at December 31, 2017 and 2016, which was fully provided for allowance for impairment in 2016.

#### Geothermal Service Contracts (GSCs)

The Parent Company is likewise involved in the exploration, development and production of geothermal energy. It has been awarded service contracts for various areas by the DOE, which prescribes the periods and programs for these service contracts, pursuant to Presidential Decree No. 87 for the Mabini GSC and pursuant to Republic Act (RA) No. 9513 (Renewable Energy Act of 2008) for the subsequent GSCs.

GSC 8. GSC 8, which is the Mabini, Batangas GSC, was awarded to the Parent Company on July 10, 2008. The contract area is approximately 32.5 square kilometers and covers the Calumpán Peninsula. The contract period for exploration is five (5) years, and was extended up to 2015, subdivided in three (3) Phases. In September 2015, DOE confirmed a one (1) year extension for its exploration.

In June 2017, the Parent Company submitted its Contract Year (CY) 10 proposal to DOE. The primary focus and objective of the work program for CY 10 is to resolve the cease and desist order issued by the Local Government Unit (LGU) of Mabini, Batangas to GSC 8 by conducting a comprehensive Information, Education and Communication campaign together with DOE representatives. The proposal is yet to be approved by the DOE as at December 31, 2017.

Sub-Phase 1 (Years 1 and 2) and Sub-Phase 2 (Year 3) minimum work commitments include geological, geophysical and geochemical works that are designed to identify a drilling location and assess the geothermal potential of the contract area. The Parent Company has the option to drill a well or return the SC to the DOE in case there is no technical justification to drill a well.

The Parent Company has secured the commitments of the Local Government Units which indicated support to the project. The Certificate of Non Coverage was issued by the Environmental Management Bureau on March 25, 2009 and the Certificate of Non Overlap from the National Commission on Indigenous People (NCIP) was issued on April 15, 2009.

The Parent Company has conducted the first stage of the exploration program consisting of geophysical and geological surveys covering 3,481 hectares in the Calumpán Peninsula, Mabini, Batangas. A Controlled Source Magneto-Telluric (CSMT) survey covering the area had been conducted and completed on March 8, 2010. The data obtained from the survey had been processed by a Japanese consultant, with the objective of establishing the geothermal resource and the exploration drilling site in the area.





The Parent Company has completed due diligence studies and preliminary technical data collection, collation and re-evaluation as part of its commitment under Sub-Phase 1 (Years 1 and 2) of the work program committed with the DOE. Initial assessments disclosed that the area has a good potential for a 20-megawatts capacity and could be developed within a two-year period considering the existence of adequate infrastructure, adjacency to transmission lines and a strong power demand in the area.

On February 26, 2015, Trans-Asia Energy Corporation (now Phinma Energy Corporation) executed a Farm-in Agreement with the Parent Company acquiring a twenty-five percent (25%) participating interest in this project. Sub-Phase 3 which involves the drilling of one (1) exploratory well has been extended from July 2016 to July 2017. Estimated cost for this work program is ₱166.00 million. As of December 31, 2017, the consortium decided to drill a stratigraphic well in Barangay Solo (within the service contract area) after the drilling of the exploratory well which results pointed to higher temperatures in Barangay Solo. Deferred exploration costs pertaining to GSC 8 amounted to ₱73.16 million and ₱45.96 million as at December 31, 2017 and 2016, respectively.

*Other GSCs.* The Parent Company was also awarded the service contracts from the DOE in February 2013, covering four (4) geothermal projects, namely: Iriga Geothermal Power Project, Mariveles Geothermal Power Project, the East Mankayan Geothermal Power Project and the West Bulusan Geothermal Power Project, all carrying a maximum exploration period of five (5) years. These projects are undergoing permitting and coordination with the local government units involved and evaluation of data derived from recently conducted CSMT surveys. Estimated cost for the 2017 work programs for these service contracts is ₱5.2 million.

The East Mankayan Geothermal Power Project lies immediately east of the Cervantes, Ilocos Sur geothermal block of Pan Pacific Power Phils, Inc. and south of the Bontoc-Sadanga block which is operated by Magma Energy Resources. Immediately south is the Daklan block operated by Clean Rock Energy. The area actually covers the 3 provinces of Benguet, Mountain Province and Ifugao. The proposed area is surrounded by lots of known thermal manifestations, e.g. hot springs and thermally altered grounds.

The Mariveles Geothermal Power Project, in Bataan is situated along the West Luzon Volcanic Arc which starts from Mt. Pinatubo in the north and extends farther south across the Manila Bay towards Batangas and northeastern Mindoro.

The Iriga Geothermal Power Project in Camarines Sur is bounded to the north by Isarog geothermal block of Philippine National Oil Company - Renewal Corporation and to the east by the highly productive Tiwi geothermal service contract area of formerly Chevron, now *AP Renewables Inc.* The areal landscape is dominated by Iriga or Asog Volcano, a relatively in stratovolcano immediately southwest of Lake Buhi in southern Luzon.

In a Farm-in Agreement executed between Desco, Inc. and the Parent Company on January 22, 2016, the Parent Company assigned to Desco, Inc. an 80% participating interest in the Iriga project. The assignment was approved by the DOE in a letter received by the Parent Company on November 8, 2016. Desco, Inc. is now the operator of the Iriga project.

The West Bulusan Geothermal Power Project is situated in the municipalities of Juban, Magallanes, Irosin, Bulan, Matnog, Santa Magdalena, and Bulusan, in the province of Sorsogon. It is bounded on the northeast by the geothermal contract area of SKI Construction Group, Inc. and is in close vicinity to Mount Bulusan, an active volcano and a declared Natural Park by virtue of Proclamation No. 421 on 27 November 2000. The DOE estimates the project site to have a potential installed capacity of 50 megawatts. The area has previously been explored by the PNOC-Energy Development Corporation in the 1980's. Data gathered from this study is the take-off point for the feasibility study



undertaken by the Parent Company. The Parent Company had requested the DOE to suspend the financial and other obligations of the Parent Company for this project in view of difficulties encountered in securing the resolutions of support for the project from the local government units involved.

Deferred exploration costs pertaining to other GSCs amounted to ₱23.04 million and ₱20.36 million as at December 31, 2017 and 2016, respectively.

#### Hydropower Service Contracts (HSCs)

The Parent Company had considered projects involving the exploration, development and production of hydropower energy. In February 2014, the Parent Company was awarded service contracts for various areas by the DOE, which prescribes the periods and programs for these service contracts, pursuant to RA 9513.

The Malogo 2 Hydropower Project is situated in Cadiz City and Victorias City in Negros Occidental, while the Puntian I and II Hydropower Projects are situated along Puntian River in the municipality of Murcia, Negros Occidental. The Talabaan Hydropower Project is situated in Cadiz City, Negros Occidental.

However, in January 2016, the Parent Company returned the above service contracts to the DOE, as the economic forecasts for these projects, obtained from the initial studies, do not meet the standards set by the Parent Company for projects. The DOE has not yet approved the relinquishment of these service contracts. Accordingly, the Group recognized impairment of the related deferred exploration costs amounting to ₱2.56 million in 2016.

Deferred exploration costs pertaining to the HSCs amounted to ₱2.56 million as at December 31, 2017 and 2016, which was fully provided with allowance for impairment.

---

#### 14. Accounts Payable and Accrued Expenses

	2017	2016
Accounts payable	₱4,758,483	₱4,786,321
Accrued expenses	1,719,565	1,641,854
Withholding tax payables	423,108	711,328
Government payables	78,804	76,718
	<b>₱6,979,960</b>	<b>₱7,216,221</b>

Accounts payable consists of short-term and noninterest-bearing trade payables to the Group's local suppliers with an average credit term of 30 days.

Withholding tax payable consists of withholding tax on compensation and expanded withholding tax. Government payables are liabilities to various government agencies generally payable within 30 days. Others are payables for professional fees and condominium dues.

---

#### 15. Loan Payable

On November 29, 2017, the Parent Company obtained an unsecured short-term loan amounting to ₱50.00 million from a local bank which bears an annual fixed interest rate of 5.25%. Interest expense on this bank loan amounted to ₱0.44 million in 2017.





## 16. Equity

### Capital Stock

The details of the capital stock are as follows:

	2017		2016	
	No. of Shares	Amount	No. of Shares	Amount
Authorized - ₱0.25 par value	10,000,000,000	₱2,500,000,000	10,000,000,000	₱2,500,000,000
Unissued	(8,093,472,343)	(2,023,368,086)	(8,241,854,545)	(2,060,463,636)
Issued	1,906,527,657	476,631,914	1,758,145,455	439,536,364
Subscribed	2,646,848,057	661,712,014	2,646,848,057	661,712,014
Subscription receivable	(1,844,875,000)	(461,218,750)	(1,844,875,000)	(461,218,750)
	801,973,057	200,493,264	801,973,057	200,493,264
Issued and outstanding	2,708,500,714	₱677,125,178	2,560,118,512	₱640,029,628

In 2017, the Parent Company issued 148,382,202 common shares at ₱0.25 par value to Vintage Engineering Public Company Limited (VTE) for a total consideration of ₱40.15 million. As a result, VTE applied the deposit for future stock subscription it paid in 2016 amounting to ₱13.94 million and remitted additional cash amounting to ₱26.21 million. Share issue costs incurred related to the issuance amounting to ₱0.13 million was charged against "Additional paid-in capital".

Below is the Parent Company's track record of registration:

- On January 26, 1973, the SEC authorized the Parent Company to sell to the public 617.50 million shares out of its unissued capital stock as of December 31, 1972 within one year from order date, unless extended by the SEC. As of December 31, 1973, the Parent Company's authorized capital stock is 1.50 billion shares with par value of ₱0.01.
- On September 8, 1973, the Parent Company applied with the Manila Stock Exchange and Makati Stock Exchange for the listing of its capital stock as of September 8, 1973 (495 million fully paid-up shares and with respect to 1.0 billion shares, upon full payment and issuance of the corresponding stock certificates). The applications for listing were approved by the Board of Governors of both the Manila Stock Exchange and Makati Stock Exchange on September 30, 1973 and September 13, 1973, respectively. Said listing was duly approved by the SEC on October 16, 1973.
- On October 17, 1974, the SEC approved the increase in the Parent Company's authorized capital stock from ₱15.0 million (consisting of 1.5 billion shares) to ₱40.0 million (consisting of 4.0 billion shares) at the same par value of ₱0.01. The SEC also approved the 60% stock dividend (₱9.0 million) declaration to stockholders of record as of August 15, 1974.

The Parent Company granted to stockholders of record as of November 15, 1974 the right to subscribe at par of ₱0.01 per share to the unissued and unsubscribed portion of the increased capital stock amounting to ₱16.0 million (1.60 billion shares), at the ratio of 2 shares of stock for every 3 shares of stock registered in the stockholders' name.

On October 23, 1974, the SEC authorized the listing of the additional 2.50 billion shares of the Parent Company's increased capital stock (900.0 million fully paid-up shares representing the 60% stock dividend, and with respect to 1.60 billion shares, upon full payment and issuance of corresponding stock certificates) in the Manila Stock Exchange, Makati Stock Exchange, Inc. and Metropolitan Stock Exchange, Inc. The listing took effect on November 6, 1974. On October 16, 1973, the SEC had authorized the listing of the Parent Company's original shares of stock of 1.5 billion shares in the first two stock exchanges.





- d. On February 4, 1976, the SEC approved the increase in authorized capital stock from ₱40.0 million (₱24.0 million or 60% Class A and ₱16.0 million or 40% Class B) to ₱100.0 million (₱60.0 million or 60% Class A and ₱40.0 million or 40% Class B) both with a par value of ₱0.01 per share. The Parent Company also granted pre-emptive rights to stockholders of record as of October 31, 1975 to subscribe at par value of ₱0.01 per share to ₱20.0 million (₱12.0 million Class A and ₱8.0 million Class B) at the ratio of one share for every two shares held. The right was exercisable on or before January 15, 1976 with a 25% down payment and the balance payable upon call by the BOD.

On December 22, 1975, the SEC issued to the Parent Company a "Certificate of Permit to Offer Securities for Sale" covering the said capital increase of ₱60.0 million (₱36.0 million Class A and ₱24.0 million Class B). On February 26, 1976, the listing of the shares representing the said ₱60.0 million increase in authorized capital stock of the Parent Company in the stock exchanges was approved.

- e. On November 13, 2007, the SEC approved the increase in the capital stock of the Parent Company for ₱500.0 million consisting of the 2.0 billion shares to ₱2.50 billion consisting of 10.0 billion shares. Pursuant to this increase, 537.5 million shares to the subscribers to the capital increase were issued on January 10, 2008.
- f. On May 28, 2009, the Parent Company issued 120,853,182 shares to a new investor, ZN Biofuels, Inc., the registration of which was exempt and confirmed as such by the SEC.
- g. On September 22, 2009, the Parent Company issued 31,818,182 shares to Shouk Financial Services Ltd., the registration of which was exempt and likewise confirmed as such by the SEC.
- h. On September 8, 2011, the SEC approved the Stock Option Plan of the Parent Company granting directors, members of the advisory board, officers and employees of the Parent Company options to purchase, at the par value of ₱0.25 per share, a total of 500 million shares. Out of these shares, 26.7 million have been paid and listed in the Philippine Stock Exchange on January 21, 2013 which was classified as deposit for future stock subscription as of December 31, 2012. On July 24, 2013, the PSE approved the listing of the remaining 473 million shares.

#### Stock Options Plan (SOP)

On July 11, 2007, the Parent Company's BOD and stockholders approved the SOP. On September 8, 2011, the SEC approved the SOP.

The basic terms and conditions of the SOP are as follows:

- The SOP covers up to 500 million in favor of directors, officers and employees of the Parent Company.
- The agreement provides for an exercise price of ₱0.25 per share.
- These options will be settled in equity once exercised.
- All options are exercisable on the third (3<sup>rd</sup>) year after the approval of the SOP by the stockholders which will therefore expire on July 11, 2010.

On June 18, 2010, the stockholders approved the extension of the exercise period to July 11, 2013. In 2013, a total of seventeen directors, and the chairman and a member of the advisory board and certain officers of the Parent Company have exercised the stock option plan and subscribed for the total of 500.0 million shares at the exercise price. Weighted average exercise price amounted to ₱0.25 per share. Out of these shares, 26.7 million have been paid and listed in the PSE on January 21, 2013 which was classified as deposit for future stock subscription as at December 31, 2012. On July 24,



2013, the PSE approved for listing the remaining 473.0 million shares. As of December 31, 2017 and 2016, 117.63 million SOP shares were listed with the PSE.

#### Deposit for Future Stock Subscription

On October 5, 2016, a Memorandum of Agreement (MOA) was executed between the Parent Company and VTE, a publicly listed company registered under the laws of Thailand. Under the MOA, VTE will subscribe to 435.66 million shares of the Parent Company. Earnest money in the amount of ₱13.94 million was received by the Parent Company through actual remittance on October 19, 2016.

A subscription agreement was executed by the parties on February 24, 2017, which states that the Parent Company agrees to issue to VTE and VTE agrees to subscribe to and purchase from the Parent Company, 43.57 million common shares of the Parent Company at a value of ₱0.32 per share or a total subscription price of ₱13.94 million. On March 24, 2017, 43.57 million common shares were issued to VTE.

#### Treasury Stock

The treasury stock represents 18.0 million shares of the Parent Company costing ₱3.24 million which are held by BGEC as at December 31, 2017 and 2016.

#### Non-controlling Interests

In 2013, the Parent Company entered into an agreement with Petrosolve SDN BHD (Petrosolve), a Malaysian corporation engaged in the business of oil fields services, to incorporate Grandway, in which the Parent Company has 70% equity interest. The Parent Company, through Grandway, incorporated PT BES to carry out its oil well business in Indonesia.

On May 10, 2017, the Parent Company entered into a share purchase agreement with Petrosolve, whereby Petrosolve transferred and ceded to the Parent Company its entire shareholdings in Grandway for a consideration of HK\$3,000, thereby giving the Parent Company 100% of the shares of Grandway and 95% of the shares of PT BES. As a result, the Parent Company recognized equity reserve on the acquired non-controlling interest amounting to ₱53.95 million.

The Group owns 95% and 67% equity interest in PT BES in 2017 and 2016, respectively, and owns 72.58% equity interest in SRI in 2017 and 2016.

The summarized financial information of SRI, Grandway and PT BES are provided below. This information is based on amounts before intercompany eliminations.

<b>2017</b>	<b>SRI</b>	<b>PT BES</b>
Non-controlling interests	27.42%	5.00%
<b>Financial Position</b>		
Total current assets	₱6,067	₱627,015
Total current liabilities	410,061	172,627,230
Total capital deficiency	₱403,994	₱172,000,215
Non-controlling interests	₱110,775	₱8,600,011
<b>Financial Performance</b>		
General and administrative expenses	₱56,593	₱1,076,777
Other charges	—	1,414,771
Net loss	₱56,593	₱2,491,548
Net loss attributable to non-controlling interests	₱15,518	₱124,577



2016	SRI	Grandway	PT BES
Non-controlling interests	27.42%	30.00%	33.50%
<b>Financial Position</b>			
Total current assets	₱6,897	₱31,963	₱748,753
Total noncurrent assets	—	189,372,740	12,434
Total current liabilities	354,29	190,287,528	169,558,310
Total capital deficiency	₱347,401	₱882,825	168,797,123
Non-controlling interests	₱95,257	₱264,848	₱56,547,036
<b>Financial Performance</b>			
General and administrative expense	₱74,145	₱164,382	₱145,503,064
Other income	—	(1)	(2,830)
Net loss	₱74,145	₱164,381	₱145,500,234
Net loss attributable to non-controlling interests	₱20,331	₱49,314	₱48,742,578

## 17. Interest Income

	2017	2016	2015
Interest income on:			
AFS financial assets - debt securities (Note 10)	₱2,197,123	₱3,008,473	₱3,967,574
Cash and cash equivalents (Note 6)	1,094,941	1,624,783	1,664,082
	₱3,292,064	₱4,633,256	₱5,631,656

## 18. Related Party Transactions

Enterprises and individuals that directly, or indirectly through one or more intermediaries, control or are controlled by or under common control with the Group, including holding companies, subsidiaries and fellow subsidiaries, are related parties of the Group. Associates and individuals owning, directly or indirectly, an interest in the voting power of the Group that gives them significant influence over the enterprise, key management personnel, including directors and officers of the Group and close members of the family of these individuals, and companies associated with these individuals also constitute related parties. In considering each possible related entity relationship, attention is directed to the substance of the relationship and not merely the legal form.

### Advances from Stockholder

In relation to the MOA executed between the Parent Company and VTE, the Parent Company has excess cash received from VTE amounting to ₱6.67 million which will be reimbursed by the Parent Company to VTE or will be applied to future subscription of VTE subject to the terms and conditions provided in the MOA (see Note 16).

### Transactions with Retirement Benefit Fund

- The Parent Company's retirement benefit fund is in the form of a trust being maintained by a trustee bank.
- The carrying amount and fair value of the retirement benefit fund (the Fund) as at December 31, 2017 and 2016 amounted to ₱26.23 million and ₱18.97 million, respectively (see Note 20).





- c. The assets and investments of the retirement benefit fund as at December 31, 2017 and 2016 follows:

	2017	2016
Investments in bonds	<b>₱12,934,896</b>	<b>₱7,762,295</b>
Investment in unit investment trust fund	<b>7,817,037</b>	<b>9,880,674</b>
Special savings deposits	<b>4,153,154</b>	<b>1,205</b>
Investment in stocks	<b>1,235,450</b>	<b>1,262,660</b>
Accrued payables	<b>(21,992)</b>	<b>(15,709)</b>
Others	<b>115,940</b>	<b>78,298</b>
	<b>₱26,234,485</b>	<b>₱18,969,423</b>

- d. In 2017 and 2016, the Parent Company contributed ₱7.00 million and ₱6.50 million, respectively, to the retirement benefit fund (see Note 20).

#### Compensation of Key Management Personnel

- a. Shares of stock of the Parent Company held by members of the BOD aggregated to 125,807,247 and 125,827,245 as at December 31, 2017 and 2016, respectively.
- b. Compensation of key management personnel consists of short-term employee benefits and post-employment benefits. Short-term employee benefits amounted to ₱12.21 million, ₱11.40 million and ₱11.00 million in 2017, 2016 and 2015, respectively, while, post-employment benefits amounted to ₱4.95 million, ₱4.73 million and ₱4.20 million in 2017, 2016 and 2015, respectively.

Directors' remuneration consists only of per diems for attendance at the BOD and Committee meetings. In 2017, 2016 and 2015, total per diems received by the members of the BOD amounted to ₱2.36 million, ₱1.80 million and ₱1.70 million, respectively. There is no existing compensatory plan or arrangement for directors of the Parent Company.

Remuneration of existing officers of the Group are covered in their employment contracts and, except for retirement benefits under the Group's retirement plan, there are no existing compensatory plans or arrangements for officers of the Group.

A SOP for directors and officers covering 500.0 million shares was approved by the stockholders on July 11, 2007, and the exercise period was extended to July 2013. The SEC issued on September 8, 2011 a resolution exempting the SOP from the registration requirements under the Securities Regulation Code. As of December 31, 2016, the entire 500.0 million shares were subscribed of which 117.6 million shares have been paid.

#### **19. General and Administrative Expenses**

	2017	2016	2015
Personnel:			
Salaries and wages	<b>₱19,559,371</b>	<b>₱18,368,157</b>	<b>₱20,492,201</b>
Retirement expense (see Note 20)	<b>6,452,891</b>	<b>6,022,191</b>	<b>5,418,425</b>
Other employee benefits	<b>5,652,864</b>	<b>5,013,012</b>	<b>4,169,418</b>
Depreciation (see Note 10)	<b>5,421,968</b>	<b>3,586,931</b>	<b>3,575,378</b>

(Forward)



	2017	2016	2015
Transportation and travel	<b>₱5,336,868</b>	₱5,243,019	₱3,872,858
Representation and entertainment	<b>4,621,892</b>	4,497,613	3,821,185
Professional fees	<b>1,604,128</b>	1,969,836	1,074,091
Taxes and licenses	<b>1,132,767</b>	1,204,403	1,357,065
Communication	<b>1,063,243</b>	1,091,396	864,437
Utilities	<b>915,944</b>	925,155	912,735
Annual stockholders meeting	<b>650,719</b>	599,210	596,891
Office supplies	<b>524,234</b>	541,204	317,031
Association and membership dues	<b>187,807</b>	218,850	227,316
Repairs and maintenance	<b>195,105</b>	181,624	321,066
Others	<b>2,336,130</b>	2,492,396	1,460,466
	<b>₱55,655,931</b>	₱51,954,997	₱48,480,563

## 20. Retirement Benefits

The Group maintains a funded, noncontributory defined retirement benefit plan covering all qualified employees.

The Fund is administered by a trustee bank under the supervision of the Board of Trustees (BOT) of the plan. The BOT is responsible for investment of the assets. It defines the investment strategy as often as necessary, at least annually, especially in the case of significant market developments or changes to the structure of the plan participants. When defining the investment strategy, it takes account of the plans' objectives, benefit obligations and risk capacity. The investment strategy is defined in the form of a long-term target structure (investment policy). The BOT delegates the implementation of the investment.

RA No. 7641 ("Retirement Pay Law") an Act amending article 287 of Presidential Decree (PD) No. 442 ("Labor Code of the Philippines"), requires a provision for retirement pay to qualified private sector employees in the absence of any retirement plan in the entity, provided, however, that the employee's retirement benefits under any collective bargaining and other agreements shall not be less than those provided under the law. The law does not require minimum funding of the plan.

The following tables summarize the components of retirement expense recognized in the consolidated statements of income, the remeasurement effects recognized in the consolidated statements of comprehensive income and the amounts recognized in the consolidated statements of financial position.

The components of the retirement expense recognized in the consolidated statements of income are as follows:

	2017	2016
Current service cost	<b>₱5,875,145</b>	₱5,462,212
Net interest cost	<b>577,746</b>	559,979
	<b>₱6,452,891</b>	₱6,022,191





Remeasurement effects recognized in other comprehensive income follow:

	2017	2016
Actuarial gain (loss) on defined benefit obligation	<b>₱9,604,142</b>	(₱393,576)
Return on assets excluding amount included in net interest cost	<b>201,506</b>	588,536
	<b>₱9,805,648</b>	(₱194,960)

Accrued retirement benefits recognized in the consolidated statements of financial position as at December 31, 2017 are as follows:

	2017	2016
Present value of defined benefit obligation	<b>₱29,293,975</b>	₱32,381,310
Fair value of plan assets (see Note 18)	<b>(26,234,845)</b>	(18,969,423)
	<b>₱3,059,130</b>	₱13,411,887

Changes in the present value of the defined benefit obligation follow:

	2017	2016
At January 1	<b>₱32,381,310</b>	₱26,170,773
Current service cost	<b>5,875,145</b>	5,462,212
Interest cost on defined benefit obligation	<b>1,505,910</b>	1,141,901
Benefits paid	<b>(864,248)</b>	—
Actuarial loss (gain) due to:		
Changes in financial assumptions	<b>(4,737,084)</b>	(1,424,846)
Experience adjustments	<b>(4,205,813)</b>	814,226
Changes in demographic assumptions	<b>(661,245)</b>	217,044
At December 31	<b>₱29,293,975</b>	₱32,381,310

Changes in the fair value of plan assets follow:

	2017	2016
At January 1	<b>₱18,969,423</b>	₱12,476,037
Interest income included in net interest cost	<b>928,164</b>	581,922
Return on assets excluding amount included in net interest cost	<b>201,506</b>	(588,536)
Contributions	<b>7,000,000</b>	6,500,000
Benefits paid	<b>(864,248)</b>	—
At December 31	<b>₱26,234,845</b>	₱18,969,423

Changes in the accrued retirement benefits recognized in the consolidated statements of financial position as at December 31 are as follows:

	2017	2016
At January 1	<b>₱13,411,887</b>	₱13,694,736
Retirement expense	<b>6,452,891</b>	6,022,191
Actuarial loss (gain) recognized for the year	<b>(9,805,648)</b>	194,960
Contributions	<b>(7,000,000)</b>	(6,500,000)
At December 31	<b>₱3,059,130</b>	₱13,411,887

The major categories and fair values of the Group's plan assets are disclosed in Note 18.





The principal assumptions used in determining the pension liability for the Group's pension plan as at December 31 are as follows:

	2017	2016
Discount rate	5.75%	5.49%
Future salary increase rate	6.00%	8.00%

The Group expects to contribute ₱8.00 million to the defined benefit pension plan in 2018.

The sensitivity analysis below has been determined based on reasonably possible changes of each significant assumption on the defined benefit obligation as at end of the financial reporting date, assuming all other assumptions were held constant:

		Increase (decrease) in the present value of defined benefit obligation	
	Increase (decrease)	2017	2016
Discount rate	+100 basis points	(₱1,556,619)	(₱2,874,714)
	-100 basis points	1,792,326	3,471,311
Future salary increase rate	+100 basis points	1,942,996	3,510,530
	-100 basis points	(1,718,905)	(2,970,104)

The Company does not expect any changes on the other assumptions aside from the above.

The weighted average duration of the benefit payments as at December 31, 2017 and 2016 is approximately 16.02 years and 19.02 years, respectively.

The average expected future service years at the end of the reporting date is 8 years. Shown below is the maturity analysis of the undiscounted benefit payments as of December 31, 2017:

	2017	2016
1 year or less	₱13,749,760	₱9,902,525
More than 1 year to 5 years	7,613,679	9,979,147
More than 5 years to 10 years	10,670,297	4,902,933
More than 10 years to 15 years	33,741,430	17,102,308
More than 15 years to 20 years	17,087,248	81,881,282
More than 20 years to 10 years	41,310,442	209,051,262
Total expected benefit payments	₱124,172,856	₱332,819,457

## 21. Income Taxes

Current income tax in 2017, 2016 and 2015 pertains to MCIT. Provision for income tax consists of:

	2017	2016	2015
Current:			
Final tax	₱648,738	₱922,634	₱1,118,482
Income tax	11,800	7,424	986,241
Deferred	8,850,560	2,711,401	1,068,692
	₱9,511,098	₱3,641,459	₱3,173,415



Being engaged in petroleum operations in the Philippines, the Parent Company and SRI are entitled to certain tax incentives under PD No. 87, as amended. Under PD No. 87, contractors are exempt from all taxes, except income taxes.

The reconciliation of the tax computed at the statutory tax rate to the provision for income tax as shown in the consolidated statements of income follows:

	2017	2016	2015
Tax computed at 30% statutory rate	<b>(P14,619,982)</b>	<b>P7,492,389</b>	<b>P595,528</b>
Adjustments to income tax resulting from:			
Movement in unrecognized deferred income tax assets	<b>12,380,698</b>	2,147,704	(12,062,890)
Expired NOLCO and MCIT	<b>10,486,949</b>	10,518,051	10,228,809
Nondeductible expenses	<b>3,584,724</b>	7,869,678	7,077,628
Interest income already subjected to final taxes	<b>(2,579,482)</b>	(1,353,465)	(563,985)
Non-taxable income	–	(23,032,898)	(1,785,547)
Others	<b>258,191</b>	–	(316,128)
	<b>P9,511,098</b>	<b>P3,641,459</b>	<b>P3,173,415</b>

The components of net deferred income tax liabilities recognized by the Group as at December 31, 2017 and 2016 are as follows:

	2017	2016
Deferred taxes recognized in the consolidated statements of income:		
Deferred income tax assets on:		
Accrued retirement benefits	<b>P1,844,790</b>	P2,008,922
MCIT	<b>917,845</b>	1,015,237
Unamortized past service cost	<b>624,452</b>	–
NOLCO	–	10,389,557
Other payables	–	75,867
	<b>3,387,087</b>	13,489,583
Deferred income tax liabilities on:		
Revaluation increment on office condominium	<b>7,412,928</b>	8,543,187
Unrealized foreign exchange gains	<b>7,146,405</b>	7,268,082
	<b>14,559,333</b>	15,811,269
Deferred income tax liability (asset) related to accrued retirement benefits recognized as OCI	<b>927,050</b>	(2,014,644)
	<b>P12,099,296</b>	<b>P307,042</b>



As at December 31, 2017, the Group has NOLCO and MCIT that can be utilized as deduction from future taxable income and income tax due, respectively, as follows:

Year Incurred	Expiry Year	As at December 31, 2016	Additions	Expired	As at December 31, 2017
<b>NOLCO</b>					
2014	2017	P35,350,899	P—	P35,350,899	P—
2015	2018	485,845	—	—	485,845
2016	2019	44,521,585	—	—	44,521,585
2017	2020	—	41,229,661	—	41,229,661
		<b>P80,358,329</b>	<b>P41,229,661</b>	<b>35,350,899</b>	<b>P86,237,091</b>
<b>MCIT</b>					
2014	2017	P97,392	P—	P97,392	P—
2015	2018	910,421	—	—	910,421
2016	2019	7,424	—	—	7,424
2017	2020	—	11,800	—	11,800
		<b>P1,015,237</b>	<b>P11,800</b>	<b>P97,392</b>	<b>P929,645</b>

As at December 31, 2017 and 2016, the Group has temporary differences and carryforward benefit for which no deferred income tax asset was recognized as management expects that it is not probable that sufficient future taxable profit will be available against which deferred income tax asset can be utilized. Details are as follows:

	2017	2016
NOLCO	<b>P86,237,091</b>	P45,726,472
Allowance for impairment on:		
Deferred exploration costs	<b>212,456,206</b>	212,456,206
AFS financial assets	<b>4,090,935</b>	4,090,935
Receivables	<b>2,732,947</b>	2,732,947
MCIT	<b>11,800</b>	—

Republic Act No. 10963 or the Tax Reform for Acceleration and Inclusion Act (TRAIN) was signed into law on December 19, 2017 and took effect on January 1, 2018, making the new tax law enacted as of the reporting date. Although the TRAIN changes existing tax law and includes several provisions that will generally affect businesses on a prospective basis, the management assessed that the same will not have any significant impact on the financial statement balances as of the reporting date.

## 22. Earnings per Share

The following reflects the income and share data used in the basic and diluted earnings (loss) per share computation:

	2017	2016	2015
Net income (loss) attributable to shareholders of the Parent Company (a)	<b>(P58,104,275)</b>	(P75,648,092)	P5,444,815
Weighted average number of outstanding common shares (b)	<b>2,592,792,915</b>	2,560,118,512	2,560,118,512
Basic and diluted earnings (loss) per share (a/b)	<b>(P0.022)</b>	(P0.030)	P0.002





There have been no other transactions involving common shares or potential common shares between the end of financial reporting period and the date of issuance of these consolidated financial statements. There are no potential dilutive shares as of December 31, 2017, 2016 and 2015.

## 23. Segment Information

The primary segment reporting format is determined to be divided into business segments for which the Group's risk and rate of return are affected predominantly by differences in the products produced. The operating businesses are organized and managed separately through the Parent Company and its subsidiaries according to the nature of the products provided, with each segment representing a strategic business unit that offers different products to different markets.

As at December 31, 2017 and 2016, the Group has two main business segments - investment holding and renewable energy and natural gas exploration.

The Group's operating business segments remain to be neither organized nor managed by geographical segment.

The following table presents certain segment results, assets and liability information regarding the Group's business segments:

	2017			
	Investment Holding	Renewable Energy and Natural Gas Exploration	Eliminations	Consolidated
<b>Financial Performance</b>				
Loss before interest and taxes	(P570,024)	(P51,010,520)	P-	(P51,580,544)
Interest income	-	3,292,064	-	3,292,064
Interest expense	-	(444,792)	-	(444,792)
Provision for income tax	-	(9,511,098)	-	(9,511,098)
Net loss	(P570,024)	(P57,674,346)	P-	(P58,244,370)
<b>Financial Position</b>				
Segment assets	P191,291,512	P740,792,432	(P455,211,806)	P476,872,137
Investment properties	119,819,824	155,560,681	-	275,380,505
Total assets	P311,111,336	P896,353,113	(P455,211,806)	P752,252,643
Total liabilities	P218,616,154	P265,434,182	(P411,011,436)	P73,038,900
<b>Other Segment Information</b>				
Additions to:				
Deferred exploration costs	P-	P31,747,894	P-	P31,747,894
Property and equipment	-	3,249,645	-	3,249,645
Depreciation	-	5,421,967	-	5,421,967



2016				
	Investment Holding	Renewable Energy and Natural Gas Exploration	Eliminations	Consolidated
<b>Financial Performance</b>				
Earnings (loss) before interest and taxes	P42,847,512	(P168,299,621)	P-	(P125,452,109)
Interest income	-	4,633,256	-	4,633,256
Provision for income tax	-	(3,641,459)	-	(3,641,459)
Net income (loss)	P42,847,512	(P167,307,824)	P-	(P124,460,312)
<b>Financial Position</b>				
Segment assets	P189,419,271	P694,574,572	(P438,332,416)	P445,661,427
Investment properties	119,819,824	155,560,681	-	275,380,505
Total assets	P309,239,095	P850,135,253	(P438,332,416)	P721,041,932
Total liabilities	P216,275,464	P194,187,478	(P388,631,654)	P21,831,288
<b>Other Segment Information</b>				
Additions to:				
Deferred exploration costs	P-	P31,044,421	P-	P31,044,421
Property and equipment	-	180,029	-	180,029
Depreciation	-	3,586,931	-	3,586,931
2015				
	Investment Holding	Renewable Energy and Natural Gas Exploration	Eliminations	Consolidated
<b>Financial Performance</b>				
Loss before interest and taxes	(P451,221)	(P3,195,343)	P-	(P3,646,564)
Interest income	-	5,631,656	-	5,631,656
Provision for income tax	-	(3,173,415)	-	(3,173,415)
Net loss	(P451,221)	(P737,102)	P-	(P1,188,323)
<b>Financial Position</b>				
Segment assets	P194,437,377	P876,818,178	(P447,441,579)	P623,813,976
Investment properties	76,435,571	126,989,238	-	203,424,809
Total assets	P270,872,948	P1,003,807,416	(P447,441,579)	P827,238,785
Total liabilities	P220,718,695	P200,478,795	(P400,845,251)	P20,352,239
<b>Other Segment Information</b>				
Additions to:				
Property and equipment	P567,715	P-	P-	P567,715
Deferred exploration costs	-	70,172,323	-	70,172,323
Project development costs	-	153,323,134	-	153,323,134
Depreciation	-	3,575,378	-	3,575,378



## 24. Changes in Liabilities Arising from Financing Activities

	As at January 1, 2017	Cash Flows	As at December 31, 2017
Dividends payable	P888,714	P—	P888,714
Loan payable (see Note 15)	—	50,000,000	50,000,000
Advances from stockholder (see Note 18)	—	6,670,782	6,670,782
Interest payable	—	(444,792)	—
	P888,714	P56,225,990	P57,559,496

## 25. Fair Value Measurements

### Fair Value

Fair value is defined as the price that would be received to sell an asset or paid to transfer a liability in an orderly transaction between market participants at the measurement date. Fair values are obtained from quoted market prices.

The following methods and assumptions were used to estimate the fair value of each class of financial instruments, investment properties and office condominium for which it is practicable to estimate such value:

*Cash and Cash Equivalents, Receivables, Accounts Payable and Accrued Expenses, Loan Payable, Advances from Stockholder and Dividends Payable.* Due to the short-term nature of these accounts, their carrying values were assessed to approximate their fair values.

*AFS Financial Assets.* AFS financial assets in quoted equity instruments and quoted debt instruments are carried in the consolidated statements of financial position at fair value, which is determined by reference to quoted market prices at the close of business on the reporting date.

*Investment Properties and Office Condominium.* Investment properties are carried in the consolidated statements of financial position at fair value, which reflects market conditions at the reporting date.

### Fair Value Hierarchy

The following table presents the level of hierarchy of the Group's AFS debt and equity instruments, investment properties and office condominium as at December 31, 2017 and 2016:

		2017			
		Fair Value Measurement Using			
	Date of valuation	Total	Quoted prices in active markets (Level 1)	Significant observable inputs (Level 2)	Significant unobservable inputs (Level 3)
AFS financial assets:					
Quoted debt securities	December 31, 2017	P39,839,205	P39,839,205	P—	P—
Quoted equity securities	December 31, 2017	6,211,923	6,211,923	—	—
Investment properties	June 25, 2016	275,380,505	—	—	275,380,505
Office condominium	August 25, 2016	25,593,527	—	—	25,593,527





2016					
Fair Value Measurement Using					
	Date of valuation	Total	Quoted prices in active markets (Level 1)	Significant observable inputs (Level 2)	Significant unobservable inputs (Level 3)
AFS financial assets:					
Quoted debt securities	December 31, 2016	P40,282,029	P40,282,029	P—	P—
Quoted equity securities	December 31, 2016	95,039,857	95,039,857	—	—
Investment properties	Various dates	275,380,505	—	—	275,380,505
Office condominium	August 25, 2016	27,885,027	—	—	27,885,027

Fair value of quoted debt and equity securities AFS financial assets is derived from quoted market prices in active markets.

During the reporting years ended December 31, 2017 and 2016, there were no transfers between Level 1 and Level 2 fair value measurements and no transfers into and out of Level 3 fair value measurements.

There are no financial liabilities measured at fair value as at December 31, 2017 and 2016.

#### Valuation Techniques Used to Derive Level 3 Fair Values

The table below presents the following for each class of the Group's investment properties and office condominium:

- The fair value measurements at the end of the reporting period;
- The level of the fair value hierarchy (e.g., Level 2 or Level 3) within which the fair value measurements are categorized in their entirety;
- A description of the valuation techniques applied;
- The inputs used in the fair value measurement; and
- For Level 3 fair value measurements, quantitative information about the significant unobservable inputs used in the fair value measurement.

2017				
Class of Property	Fair Value as at December 31, 2017	Valuation Technique	Key Unobservable Inputs	Range (Weighted Average)
Land	P275,380,505	Market Approach	Price per square meter External factor (adjustment to the price per square meter) Location Size	P20–P1,700 -5% to -10% 10% to 20% -5%
Office condominium	25,593,527	Market Approach	Price per square meter Remaining economic life	P70,000– P114,000 14–40 years



2016				
Class of Property	Fair Value as at December 31, 2016	Valuation Technique	Key Unobservable Inputs	Range (Weighted Average)
Land	₱275,380,505	Market Approach	Price per square meter External factor (adjustment to the price per square meter) Location Size	₱20–₱1,700 -5% to -10% 10% to 20% -5%
Office condominium	27,885,027	Market Approach	Price per square meter Remaining economic life	₱70,000– ₱114,000 14–40 years

**Sensitivity Analysis to Significant Changes in Unobservable Inputs within Level 3 of the Hierarchy**

*Land and Land Rights and Investment Properties.* Significant increases (decreases) in price per square meter in isolation would result in a significantly higher (lower) fair value measurement.

## 26. Financial Risk Management Objectives and Policies

The Group's financial instruments consist of cash and cash equivalents, receivables, AFS financial assets, accounts payables and accrued expenses, loan payable, advances from stockholder and dividends payable. Cash and cash equivalents, refundable deposits, AFS financial assets, loan payable and advances from stockholder are used for investment purposes, while receivables, accounts payable and accrued expenses, and dividends payable arise from operations. The Group's activities expose it to a variety of financial risks: foreign currency risk, price risk, credit risk and liquidity risk. The Group has no significant exposure to interest rate risk as at December 31, 2017 and 2016. The Group's overall risk management program focuses on minimizing the potential adverse effects on the Group's financial performance due to unpredictability of financial markets.

The Group's exposures to these risks are managed through close monitoring by the Group's key management and BOD through the Finance and Investments Committee.

### Foreign Currency Risk

Foreign currency risk is the risk to earnings or capital arising from changes in foreign exchange rates. The Group takes on exposure to effects of fluctuations in the prevailing foreign currency exchange rates on its financial statements. Fluctuations in exchange rates can have significant effects on the Group's reported results. The Group is exposed to foreign exchange risk arising from its foreign-currency-denominated cash and cash equivalents, refundable deposits and AFS financial assets accounts. The Group's policy is to minimize economic and material transactional exposures arising from currency movements against the Philippine Peso.

The Group's foreign-currency-denominated exposures comprise significantly of its exposure in its US\$, Indonesian Rupiah (IDR) and Japanese Yen (JP¥) financial assets.



The Group's significant foreign-currency-denominated financial assets as at December 31, 2017 and 2016 are as follows:

	2017		2016	
	Original Currency	Peso Equivalent	Original Currency	Peso Equivalent
<b>Loans and Receivables</b>				
Cash and cash equivalents:				
US\$	US\$358,145	₱17,882,180	US\$29,144	₱1,371,528
IDR	IDR36,677,892	135,518	IDR40,697,508	149,737
Refundable deposits:				
US\$	US\$2,621,871	133,284,475	US\$—	—
JP¥	JP¥84,063,800	38,144,633	JP¥—	—
<b>AFS Financial Assets</b>				
Quoted equity investments - US\$	US\$3,200	159,776	US\$6,000	298,320
		<b>₱189,606,582</b>		<b>₱1,819,585</b>

For purposes of translating the foreign-currency-denominated monetary assets and liabilities as of December 31, the exchange rates applied were as follows:

	2017	2016
US\$	₱49.93 to US\$1	₱49.72 to US\$1
IDR	₱0.0037 to IDR1	₱0.0037 to IDR1
JP¥	₱0.45 to JP¥1	—

The following table summarizes the impact on the consolidated financial statements of reasonably possible changes in the exchange rates of foreign currencies against the Philippine Peso as at December 31, 2017 and 2016 until the Group's next financial reporting date:

	Increase (decrease)		Increase (decrease)		Increase (decrease)	
	Change in US\$ rate	in income before income tax	Change in JP¥ rate	in income before income tax	Change in IDR rate	in income before income tax
2017	+1.28%	₱1,936,978	+2.75%	₱1,048,977	+1.57%	₱2,128
	-2.55%	(3,858,824)	-3.04%	(1,159,597)	-1.72%	(2,331)
2016	+3.52%	₱58,779	—	₱—	+0.30%	₱449
	-4.41%	(73,640)	—	—	-0.30%	(449)

There is no other effect on the Group's equity other than those already affecting the consolidated income before income tax.

#### Price Risk

Price risk is the risk that the value of a financial instrument will fluctuate because of changes in market prices. The Group is exposed to equity securities price risk because of investments held by the Group, which are classified on the consolidated statements of financial position as AFS financial assets. The Group employs the service of a third party stock broker to manage its investment in shares of stock.





The following table presents the effect on the consolidated financial statements of reasonably possible changes in market prices of AFS financial assets as of December 31, 2017 and 2016 until the Group's next financial reporting date:

	Change in Quoted Prices of Investments Carried at Fair Value	Increase (Decrease) in Equity
<b>2017</b>	<b>+ 33.00%</b>	<b>₱2,049,935</b>
	<b>- 33.00%</b>	<b>(2,049,935)</b>
<b>2016</b>	<b>+ 22.35%</b>	<b>₱29,395,142</b>
	<b>- 22.35%</b>	<b>(29,395,142)</b>

The effect on the Group's equity in relation to equity price risk already excludes the effect of the transactions affecting profit or loss.

#### Credit Risk

Credit risk is the risk that the Group will incur a loss because its counterparties failed to discharge their contractual obligations. The Group manages and controls credit risk by doing business only with recognized, creditworthy third parties. Receivable balances are monitored on an ongoing basis with the result that the Group's exposure to bad debts is not significant. The Group does not have any collateral held as security and other credit enhancements on its financial assets as of December 31, 2017 and 2016. Therefore, the Group's maximum exposure to credit risk is equal to the carrying amount of its financial assets as at December 31, 2017 and 2016.

It is the Group's policy to maintain the receivables at a low level except for one-time non-trade transaction which the Group classifies under the collectible or not impaired because the parties have no history of default especially on transactions as agreed on the contract.

The following table provides information regarding the credit quality by class of financial assets (amounts gross of allowance for credit losses) based on the Group's credit rating system:

	2017		
	Neither Past Due nor Impaired (High Grade)	Past Due and Impaired	Total
<b>Loans and Receivables</b>			
Cash and cash equivalents*	₱75,027,407	₱—	₱75,027,407
Receivables:			
Accounts receivable	1,980,784	2,732,947	4,713,731
Interest receivable	356,573	—	356,573
Advances to officers and employees	349,665	—	349,665
Refundable deposits	171,429,108	—	171,429,108
	<b>249,143,536</b>	<b>2,732,947</b>	<b>251,876,483</b>
<b>AFS Financial Assets</b>			
Quoted debt securities	39,839,205	—	39,839,205
Quoted equity investments	6,211,923	4,090,935	10,302,858
	<b>46,051,128</b>	<b>4,090,935</b>	<b>50,142,063</b>
	<b>₱295,194,664</b>	<b>₱6,823,882</b>	<b>₱302,018,546</b>

\*Excluding cash on hand.



	2016		
	Neither Past Due nor Impaired (High Grade)	Past Due and Impaired	Total
<b>Loans and Receivables</b>			
Cash and cash equivalents*	P159,598,559	P—	P159,598,559
Receivables:			
Accounts receivable	1,371,670	2,732,947	4,104,617
Dividends receivable	788,253	—	788,253
Interest receivable	143,851	—	143,851
Advances to officers and employees	165,099	—	165,099
Other receivables	31,963	—	31,963
	162,099,395	2,732,947	164,832,342
<b>AFS Financial Assets</b>			
Quoted debt securities	40,282,029	—	40,282,029
Quoted equity investments	95,039,857	4,090,935	99,130,792
	135,321,886	4,090,935	139,412,821
	P297,421,281	P6,823,882	P304,245,163

\*Excluding cash on hand.

The credit quality of the financial assets was determined as follows:

Financial instruments classified as “high grade” are those cash and cash equivalents transacted with reputable local and multi-national banks and receivables with some history of default on the agreed terms of the contract. AFS financial assets are considered “high grade” since these are invested in blue chip shares of stock. There are no past due but not impaired receivables as of December 31, 2017 and 2016, respectively.

Concentrations of credit risk arise from financial instruments that have similar characteristics and are affected similarly by changes in economic or other conditions. There are no significant concentrations of credit risk within the Group arising from financial assets since these are not directly affected by changes in economic or other external conditions.

#### Liquidity Risk

Liquidity risk is defined as the risk that the Group could not be able to settle or meet its obligations on time or at a reasonable price. Management is responsible for liquidity, funding as well as settlement management. Management also ensures that the Group will maximize its gain on trading of marketable securities to finance future capital intensive projects. The Group manages its liquidity risk on a consolidated basis based on business needs, tax, capital or regulatory considerations, if applicable, through numerous sources of finance in order to maintain flexibility.

The Group manages its liquidity profile to be able to finance its working capital requirements and capital expenditures and service due and maturing debts. To cover its financing requirements, the Group intends to use internally generated funds. The BOD closely monitors the Group’s financial position during its regular meetings.





The table below summarizes the maturity profile of the financial instruments of the Group based on remaining contractual undiscounted cash flows:

	2017				Total
	On demand	Less than 3 months	More than 3 months but less than one year	More than one year	
<b>Financial Assets</b>					
Cash and cash equivalents	P75,029,384	P-	P-	P-	P75,029,384
Receivables:					
Accounts receivable	-	1,980,784	-	-	1,980,784
Interest receivable	-	356,573	-	-	356,573
Advances to officers and employees	349,664	-	-	-	349,664
Refundable deposits	171,429,108	-	-	-	171,429,108
AFS financial assets	46,051,128	-	-	-	46,051,128
	292,859,284	2,337,357	-	-	295,196,641
<b>Financial Liabilities</b>					
Accounts payable and accrued expenses*	-	6,478,048	-	-	6,478,048
Loan payable	-	50,218,750	-	-	50,218,750
Advances from stockholder	6,670,782	-	-	-	6,670,782
Dividends payable	888,714	-	-	-	888,714
	7,559,496	56,696,798	-	-	64,256,294
<b>Net Financial Assets (Liabilities)</b>	<b>P285,299,788</b>	<b>(P54,359,441)</b>	<b>P-</b>	<b>P-</b>	<b>P230,940,347</b>

\* Excluding statutory liabilities

	2016				Total
	On demand	Less than 3 months	More than 3 months but less than one year	More than one year	
<b>Financial Assets</b>					
Cash and cash equivalents	P159,625,881	P-	P-	P-	P159,625,881
Receivables:					
Accounts receivable	-	1,371,670	-	-	1,371,670
Dividends receivable	788,253	-	-	-	788,253
Advances to officers and employees	165,099	-	-	-	165,099
Interest receivable	-	143,851	-	-	143,851
Other receivables	-	31,963	-	-	31,963
AFS financial assets	135,321,886	-	-	-	135,321,886
	295,112,866	2,335,737	-	-	297,448,603
<b>Financial Liabilities</b>					
Accounts payable and accrued expenses*	-	6,428,175	-	-	6,428,175
Dividends payable	888,714	-	-	-	888,714
	888,714	6,428,175	-	-	7,316,889
<b>Net Financial Assets (Liabilities)</b>	<b>P294,224,152</b>	<b>(P4,092,438)</b>	<b>P-</b>	<b>P-</b>	<b>P290,131,714</b>

\* Excluding statutory liabilities





---

## 27. Capital Management

The objective of the Group's capital management is to ensure that it maintains a healthy capital ratio in order to support its business and maximize shareholder value.

The Group manages its capital structure and makes adjustments to it, in light of changes in economic conditions. To maintain or adjust the capital structure, the Group may issue new shares. No changes were made on the objectives, policies or processes during the years ended December 31, 2017 and 2016.

Management of working capital focuses on short-term decisions relating to cash and cash equivalents and other current assets and liabilities. The goal of working capital management is to ensure that the Group is able to continue its business operations and that it has sufficient funds to satisfy maturing current liabilities and operating expenses.

The table below summarizes the total capital considered by the Group:

	2017	2016
Capital stock	<b>₱677,125,178</b>	₱640,029,628
Additional paid-in capital	<b>35,617,951</b>	32,699,360
Retained earnings	<b>7,761,901</b>	64,317,205
	<b>₱720,505,030</b>	₱737,046,193

As at December 31, 2017 and 2016, the Group is not subject to any externally imposed capital requirements.



## **INDEPENDENT AUDITOR'S REPORT ON SUPPLEMENTARY SCHEDULES**

The Board of Directors and Stockholders  
Basic Energy Corporation  
7th Floor, Basic Petroleum Building  
C. Palanca Jr. Street, Legaspi Village  
Makati City

We have audited in accordance with Philippine Standards on Auditing, the consolidated financial statements of Basic Energy Corporation and its subsidiaries (the Group) as at December 31, 2017 and 2016 and for each of the three years in the period ended December 31, 2017, included in this Form 17-A, and have issued our report thereon dated March 21, 2018. Our audits were made for the purpose of forming an opinion on the basic financial statements taken as a whole. The schedules listed in the Index to the Consolidated Financial Statements and Supplementary Schedules are the responsibility of the Group's management. These schedules are presented for purposes of complying with Securities Regulation Code Rule 68, As Amended (2011), and are not part of the basic financial statements. These schedules have been subjected to the auditing procedures applied in the audit of the basic financial statements and, in our opinion, fairly state, in all material respects, the information required to be set forth therein in relation to the basic financial statements taken as a whole.

SYCIP GORRES VELAYO & CO.

*Leovina Mae V. Chu*

Leovina Mae V. Chu  
Partner  
CPA Certificate No. 99910  
SEC Accreditation No. No. 1199-AR-1 (Group A),  
June 22, 2015, valid until June 21, 2018  
Tax Identification No. 209-316-911  
BIR Accreditation No. 08-001998-96-2018,  
February 2, 2018, valid until February 1, 2021  
PTR No. 6621343, January 9, 2018, Makati City

March 21, 2018



## **BASIC ENERGY CORPORATION AND SUBSIDIARIES**

### **INDEX TO THE CONSOLIDATED FINANCIAL STATEMENTS AND SUPPLEMENTARY SCHEDULES**

- Schedule I : Supplementary schedules required by Annex 68-E
- Schedule II : Reconciliation of Retained Earnings Available for Dividend Declaration  
(Part 1, 4C; Annex 68-C)
- Schedule III : Map of the relationships of the companies within the group (for investments  
houses that are part of a conglomerate; Part 1, 4H)
- Schedule IV : Schedule of all effective standards and interpretation (Part 1, 4J)
- Schedule V : Schedule showing financial soundness indicators



**SCHEDULE I**

**BASIC ENERGY CORPORATION AND SUBSIDIARIES**  
**SUPPLEMENTARY SCHEDULES UNDER ANNEX 68-E**  
**PURSUANT TO SRC RULE 68, AS AMENDED (2011)**  
**DECEMBER 31, 2017**

**Schedule A. Financial Assets**

*AFS financial assets*

Description	Beginning balances	Disposals at cost	Additions at cost	Increase (decrease) in fair value, net	Ending balances
Debt securities - quoted, at fair value	₱40,282,029	₱-	₱-	(₱442,824)	₱39,839,205
Investments in shares of stock:					
Quoted	95,039,857	(86,530,000)	-	(2,297,934)	6,211,923
	₱135,321,886	(₱86,530,000)	₱-	(₱2,740,758)	₱46,051,128

**BASIC ENERGY CORPORATION AND SUBSIDIARIES**

**SUPPLEMENTARY SCHEDULES UNDER ANNEX 68-E**

**PURSUANT TO SRC RULE 68, AS AMENDED (2011)**

**DECEMBER 31, 2017**

**Schedule B. Amounts Receivable from Directors, Officers, Employees, and Principal Stockholders (Other than Related Parties)**

Name and designation of debtor	Beginning balances	Additions	Amounts collected	Amounts written off	Current	Not current	Ending balances
Advances to Officers and Employees	₱165,099	₱184,545	₱—	₱—	₱349,644	₱—	₱349,644

**BASIC ENERGY CORPORATION AND SUBSIDIARIES**

---

**SUPPLEMENTARY SCHEDULES UNDER ANNEX 68-E**  
**PURSUANT TO SRC RULE 68, AS AMENDED (2011)**  
**DECEMBER 31, 2017**

**Schedule C. Amounts Receivable from Related Parties which are eliminated during the Consolidation of Financial Statements**

Name and designation of debtor	Beginning balances	Additions	Amounts collected	Amounts written off	Current	Not current	Ending balances
	P=	P=	P=	P=	P=	P=	P=
BRI							
BDIHI	21,924,591	82,475	—	—	22,007,066	—	22,007,066
BBC	5,991,041	38,535	—	—	6,029,576	—	6,029,576
iBasic	4,013,349	107,071	—	—	4,120,420	—	4,120,420
BGEC	—	—	—	—	—	—	—
SRI	324,298	40,762	—	—	365,060	—	365,060
Grandway	190,291,973	1,560,305	(305,454)	—	191,546,824	—	191,546,824



**BASIC ENERGY CORPORATION AND SUBSIDIARIES**  
**SUPPLEMENTARY SCHEDULES UNDER ANNEX 68-E**  
**PURSUANT TO SRC RULE 68, AS AMENDED (2011)**  
**DECEMBER 31, 2017**

**Schedule D. Intangible Assets - Other Noncurrent Assets**

Description	Beginning balance	Additions at cost	Charged to cost and expenses	Charged to other accounts	Other charges additions (deductions)	Ending balance
Goodwill	₱3,757,602	₱-	₱-	₱-	₱-	₱3,757,602
Accounting software	216,000	-	9,300	-	-	206,700
Non-propriety club shares	200,000	-	-	-	-	200,000
<b>Total</b>	<b>₱4,173,602</b>	<b>₱-</b>	<b>₱9,300</b>	<b>₱-</b>	<b>₱-</b>	<b>4,164,302</b>

**BASIC ENERGY CORPORATION AND SUBSIDIARIES**

**SUPPLEMENTARY SCHEDULES UNDER ANNEX 68-E**

**PURSUANT TO SRC RULE 68, AS AMENDED (2011)**

**DECEMBER 31, 2017**

**Schedule E. Long Term Debt**

Title of issue and type of obligation	Amount authorized by indenture	Amount shown under caption 'Current	Amount shown under caption 'Long
		position of long term debt' in related	Term Debt' in related statement of
		statement of financial position	financial position
- Not applicable -			

**BASIC ENERGY CORPORATION AND SUBSIDIARIES**

**SUPPLEMENTARY SCHEDULES UNDER ANNEX 68-E**

**PURSUANT TO SRC RULE 68, AS AMENDED (2011)**

**DECEMBER 31, 2017**

**Schedule F. Indebtedness to Related Parties (Long-Term Loans from Related Companies)**

<u>Name of related party</u>	<u>Balance at beginning of period</u>	<u>Balance at end of period</u>
	- Not applicable -	



**BASIC ENERGY CORPORATION AND SUBSIDIARIES**

**SUPPLEMENTARY SCHEDULES UNDER ANNEX 68-E**

**PURSUANT TO SRC RULE 68, AS AMENDED (2011)**

**DECEMBER 31, 2017**

**Schedule G. Guarantees of Securities of Other Issuers**

Name of issuing entity of  
securities guaranteed by the

Group for which this statement  
is filed

Title of issue of each class of  
securities guaranteed

Total amount guaranteed and  
outstanding

Amount owned by a person for  
which statement is filed

Nature of guarantee

- Not applicable -

**ASIC ENERGY CORPORATION AND SUBSIDIARIES**  
**SUPPLEMENTARY SCHEDULES UNDER ANNEX 68-E**  
**PURSUANT TO SRC RULE 68, AS AMENDED (2011)**  
**DECEMBER 31, 2017**

**Schedule H. Capital Stock**

Title of issue	Number of shares authorized	Number of shares issued and outstanding as shown under related financial condition caption	Number of shares reserved for options, warrants, conversion and other rights	No of shares held by		
				Employees	Directors and Officers	Others
Common shares	10,000,000,000	2,708,500,714	—	2,500,000	144,292,842	2,025,000

**SCHEDULE II**

**BASIC ENERGY CORPORATION AND SUBSIDIARIES**

**SUPPLEMENTARY SCHEDULE OF RETAINED EARNINGS**

**AVAILABLE FOR DIVIDEND DECLARATION (Part 1, 4C; Annex 68-C)**

**DECEMBER 31, 2017**

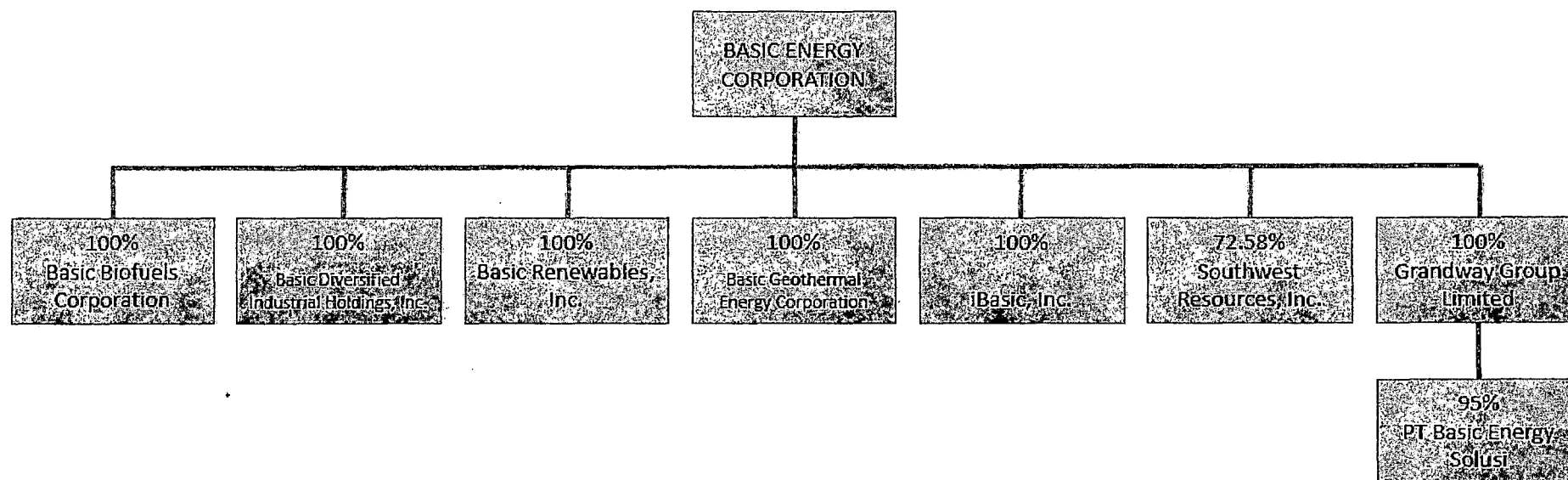
Items	Amount
<b>Unappropriated Retained Earnings, Beginning</b>	P64,317,205
<b>Adjustments</b>	
Fair value adjustment on investment properties	(71,955,696)
Deferred income tax assets	(13,489,583)
<b>Deficit, as Adjusted, Beginning</b>	(7,638,491)
<b>Net Loss Based on the Face of AFS</b>	(58,244,370)
<b>Less: Non-actual/Unrealized Income Net of Tax</b>	
Equity in net income of associate/joint venture	—
Unrealized foreign exchange gain - net (except those attributable to Cash and Cash Equivalents)	283,053
Unrealized actuarial gain	—
Fair value adjustment (M2M gains)	—
Fair value adjustment of Investment Property resulting to gain	—
Adjustment due to deviation from PFRS/GAAP-gain	—
Other unrealized gains or adjustments to the retained earnings as a result of certain transactions accounted for under the PFRS	—
Deferred income tax assets that reduced the amount of provision for income tax	—
<b>Add: Non-actual Losses</b>	
Depreciation on revaluation increment (after tax)	1,548,971
Adjustment due to deviation from PFRS/GAAP - loss	—
Loss on fair value adjustment of investment property (after tax)	—
<b>Net Loss Actual/Realized</b>	(56,978,452)
<b>Add (Less)</b>	
Dividend declarations during the period	—
Appropriations of Retained Earnings during the period	—
Reversals of appropriations	—
Effects of prior period adjustments	—
Treasury shares	(3,240,000)
<b>TOTAL DEFICIT</b>	<b>(P67,856,943)</b>



SCHEDULE III

**BASIC ENERGY CORPORATION AND SUBSIDIARIES**

**MAP OF THE RELATIONSHIPS OF THE COMPANIES  
WITHIN THE GROUP (PART 1, 4H)**



**BASIC ENERGY CORPORATION AND SUBSIDIARIES****SCHEDULE OF ALL EFFECTIVE STANDARDS****AND INTERPRETATIONS (PART 1, 4J)****AS OF DECEMBER 31, 2017**

List of Philippine Financial Reporting Standards (PFRSs) [which consist of PFRSs, Philippine Accounting Standards (PASs) and Philippine Interpretations] effective as of December 31, 2017:

<b>PHILIPPINE FINANCIAL REPORTING STANDARDS AND INTERPRETATIONS</b> <b>Effective as of December 31, 2017</b>		<b>Adopted</b>	<b>Not Adopted</b>	<b>Not Applicable</b>
<b>Framework for the Preparation and Presentation of Financial Statements</b> Conceptual Framework Phase A: Objectives and qualitative characteristics		✓		
<b>PFRSs Practice Statement Management Commentary</b>		✓		
<b>Philippine Financial Reporting Standards</b>				
<b>PFRS 1 (Revised)</b>	First-time Adoption of Philippine Financial Reporting Standards			✓
	Amendments to PFRS 1 and PAS 27: Cost of an Investment in a Subsidiary, Jointly Controlled Entity or Associate			✓
	Amendments to PFRS 1: Additional Exemptions for First-time Adopters			✓
	Amendment to PFRS 1: Limited Exemption from Comparative PFRS 7 Disclosures for First-time Adopters			✓
	Amendments to PFRS 1: Severe Hyperinflation and Removal of Fixed Date for First-time Adopters			✓
	Amendments to PFRS 1: Government Loans			✓
	Amendments to PFRS 1: Borrowing costs			✓
	Amendments to PFRS 1: Meaning of "Effective PFRSs"			✓
<b>PFRS 2</b>	Share-based Payment	✓		
	Amendments to PFRS 2: Vesting Conditions and Cancellations	✓		
	Amendments to PFRS 2: Group Cash-settled Share-based Payment Transactions	✓		
	Amendments to PFRS 2: Definition of Vesting Condition	✓		
	Amendments to PFRS 2: Classification and Measurement of Share-based Payment Transactions	See footnote <sup>1</sup>		
<b>PFRS 3 (Revised)</b>	Business Combinations			✓
	Amendments to PFRS 3: Accounting for Contingent Consideration in a Business Combination			✓
	Amendments to PFRS 3: Scope Exceptions for Joint Arrangements			✓

<sup>1</sup>Not early adopted; Effective beginning on or after January 1, 2018

<sup>2</sup>Not early adopted; Effective beginning on or after January 1, 2019

<sup>3</sup>Deferred effectivity

PHILIPPINE FINANCIAL REPORTING STANDARDS AND INTERPRETATIONS Effective as of December 31, 2017		Adopted	Not Adopted	Not Applicable
<b>PFRS 4</b>	Insurance Contracts			✓
	Amendments to PAS 39 and PFRS 4: Financial Guarantee Contracts			✓
	Amendments to PFRS 4: Applying PFRS 9, Financial Instruments with PFRS 4 Insurance Contracts	See footnote <sup>1</sup>		
<b>PFRS 5</b>	Non-current Assets Held for Sale and Discontinued Operations			✓
	Amendments to PFRS 5: Changes in Methods of Disposal			✓
<b>PFRS 6</b>	Exploration for and Evaluation of Mineral Resources	✓		
<b>PFRS 7</b>	Financial Instruments: Disclosures	✓		
	Amendments to PAS 39 and PFRS 7: Reclassification of Financial Assets			✓
	Amendments to PAS 39 and PFRS 7: Reclassification of Financial Assets - Effective Date and Transition			✓
	Amendments to PFRS 7: Improving Disclosures about Financial Instruments	✓		
	Amendments to PFRS 7: Disclosures - Transfers of Financial Assets			✓
	Amendments to PFRS 7: Disclosures - Offsetting Financial Assets and Financial Liabilities			✓
	Amendments to PFRS 7: Mandatory Effective Date of PFRS 9 and Transition Disclosures	✓		
	Amendments to PFRS 7: Disclosures - Servicing Contracts			✓
	Amendments to PFRS 7: Applicability of the Amendments to PFRS 7 to Condensed Interim Financial Statements			✓
<b>PFRS 8</b>	Operating Segments	✓		
	Amendments to PFRS 8: Aggregation of Operating Segments and Reconciliation of the Total of the Reportable Segments' Assets to the Entity's Assets	✓		
<b>PFRS 9</b>	Financial Instruments (2010 version)	See footnote <sup>1</sup>		
	Amendments to PFRS 9: Mandatory Effective Date of PFRS 9 and Transition Disclosures	See footnote <sup>1</sup>		
<b>PFRS 10</b>	Consolidated Financial Statements	✓		
	Amendments to PFRS 10, PFRS 12 and PAS 27: Investment Entities	✓		
	Amendment to PFRS 10: Sale or Contribution of Assets between an Investor and its Associate or Joint Venture	See footnote <sup>3</sup>		
<b>PFRS 11</b>	Joint Arrangements			✓
<b>PFRS 12</b>	Disclosure of Interests in Other Entities	✓		

<sup>1</sup>Not early adopted; Effective beginning on or after January 1, 2018

<sup>2</sup>Not early adopted; Effective beginning on or after January 1, 2019

<sup>3</sup>Deferred effectivity



PHILIPPINE FINANCIAL REPORTING STANDARDS AND INTERPRETATIONS Effective as of December 31, 2017		Adopted	Not Adopted	Not Applicable
	Amendments to PFRS 10, PFRS 12 and PAS 28: Investment Entities - Applying the Consolidation Exception			✓
	Amendment to PFRS 12: Clarification of the Scope of the Standard (Part of Annual Improvements to PFRSs 2014 - 2016 Cycle)	✓		
PFRS 13	Fair Value Measurement	✓		
	Amendments to PFRS 13: Short-term receivable and payables	✓		
	Amendments to PFRS 13: Portfolio Exception	✓		
PFRS 14	Regulatory Deferral Accounts			✓
PFRS 15	Revenue from Contracts with Customers	See footnote <sup>1</sup>		
PFRS 16	Leases	See footnote <sup>2</sup>		
Philippine Accounting Standards				
PAS 1 (Revised)	Presentation of Financial Statements	✓		
	Amendment to PAS 1: Capital Disclosures	✓		
	Amendments to PAS 32 and PAS 1: Puttable Financial Instruments and Obligations Arising on Liquidation			✓
	Amendments to PAS 1: Presentation of Items of Other Comprehensive Income	✓		
	Amendments to PAS 1: Clarification of the requirements for comparative information	✓		
	Amendments to PAS 1: Disclosure Initiatives	✓		
PAS 2	Inventories			✓
PAS 7	Statement of Cash Flows	✓		
	Amendments to PAS 7: Disclosure Initiatives	✓		
PAS 8	Accounting Policies, Changes in Accounting Estimates and Errors	✓		
PAS 10	Events after the Balance Sheet Date	✓		
PAS 11	Construction Contracts			✓
PAS 12	Income Taxes	✓		
	Amendment to PAS 12 - Deferred Tax: Recovery of Underlying Assets	✓		
	Amendment to PAS 12: Recognition of Deferred Tax assets for Unrealized Losses	✓		
PAS 16	Property, Plant and Equipment	✓		
	Amendment to PAS 16: Classification of servicing equipment	✓		
	Amendment to PAS 16: Revaluation Method - Proportionate Restatement of Accumulated Depreciation	✓		

<sup>1</sup>Not early adopted; Effective beginning on or after January 1, 2018

<sup>2</sup>Not early adopted; Effective beginning on or after January 1, 2019

<sup>3</sup>Deferred effectivity

PHILIPPINE FINANCIAL REPORTING STANDARDS AND INTERPRETATIONS Effective as of December 31, 2017		Adopted	Not Adopted	Not Applicable
	Amendment to PAS 16 and PAS 38: Clarification of Acceptable Methods of Depreciation and Amortization	✓		
	Amendments to PAS 16: Bearer Plants			✓
PAS 17	Leases			✓
PAS 18	Revenue	✓		
PAS 19 (Amended)	Employee Benefits	✓		
	Amendments to PAS 19: Defined Benefit Plans - Employee Contributions	✓		
	Amendments to PAS 19: Regional Market Issue regarding Discount Rate			✓
PAS 20	Accounting for Government Grants and Disclosure of Government Assistance			✓
PAS 21	The Effects of Changes in Foreign Exchange Rates	✓		
	Amendment: Net Investment in a Foreign Operation	✓		
PAS 23 (Revised)	Borrowing Costs			✓
PAS 24 (Revised)	Related Party Disclosures	✓		
	Amendments to PAS 24: Key Management Personnel	✓		
PAS 26	Accounting and Reporting by Retirement Benefit Plans			✓
PAS 27 (Amended)	Separate Financial Statements			✓
	Amendments to PFRS 10, PFRS 12 and PAS 27: Investment Entities			✓
	Amendment to PAS 27: Equity Method in Separate Financial Statements			✓
PAS 28 (Amended)	Investments in Associates and Joint Ventures			✓
	Amendment to PAS 28: Measuring an Associate or Joint Venture at Fair Value (Part of Annual Improvements to PFRSs 2014 - 2016 Cycle)	See footnote <sup>1</sup> Error! Bookmark not defined.		
	Amendments to PAS 28, Long-term Interests in Associates and Joint Ventures	See footnote <sup>2</sup>		
	Amendment to PAS 28: Sale or Contribution of Assets between an Investor and its Associate or Joint Venture	See footnote <sup>3</sup>		
PAS 29	Financial Reporting in Hyperinflationary Economies			✓
PAS 32	Financial Instruments: Disclosure and Presentation	✓		
	Amendments to PAS 32 and PAS 1: Puttable Financial Instruments and Obligations Arising on Liquidation			✓
	Amendment to PAS 32: Classification of Rights Issues			✓
	Amendment to PAS 32: Presentation - Tax effect of distribution to holders of equity instrument			✓

<sup>1</sup>Not early adopted; Effective beginning on or after January 1, 2018

<sup>2</sup>Not early adopted; Effective beginning on or after January 1, 2019

<sup>3</sup>Deferred effectivity

PHILIPPINE FINANCIAL REPORTING STANDARDS AND INTERPRETATIONS Effective as of December 31, 2017		Adopted	Not Adopted	Not Applicable
	Amendments to PAS 32: Offsetting Financial Assets and Financial Liabilities	✓		
PAS 33	Earnings per Share	✓		
PAS 34	Interim Financial Reporting	✓		
	Amendments to PAS 34: Disclosure of Information 'elsewhere in the interim financial report'	✓		
PAS 36	Impairment of Assets	✓		
	Amendments to PAS 36: Recoverable Amount Disclosures for Non-Financial Assets	✓		
PAS 37	Provisions, Contingent Liabilities and Contingent Assets	✓		
PAS 38	Intangible Assets	✓		
	Amendments to PAS 38: Revaluation Method - Proportionate Restatement of Accumulated Amortization	✓		
	Amendments to PAS 16 and PAS 38: Clarification of Acceptable Methods of Depreciation and Amortization	✓		
PAS 39	Financial Instruments: Recognition and Measurement	✓		
	Amendments to PAS 39: Transition and Initial Recognition of Financial Assets and Financial Liabilities	✓		
	Amendments to PAS 39: Cash Flow Hedge Accounting of Forecast Intragroup Transactions			✓
	Amendments to PAS 39: The Fair Value Option			✓
	Amendments to PAS 39 and PFRS 4: Financial Guarantee Contracts			✓
	Amendments to PAS 39 and PFRS 7: Reclassification of Financial Assets	✓		
	Amendments to PAS 39 and PFRS 7: Reclassification of Financial Assets - Effective Date and Transition	✓		
	Amendments to Philippine Interpretation IFRIC-9 and PAS 39: Embedded Derivatives			✓
	Amendment to PAS 39: Eligible Hedged Items			✓
	Amendment to PAS 39: Novation of Derivatives and Continuation of Hedge Accounting			✓
PAS 40	Investment Property	✓		
	Amendment to PAS 40: Interrelationship between PFRS 3 and PAS 40	✓		
	Amendments to PAS 40: Transfers of Investment Property	See footnote <sup>1</sup>		
PAS 41	Agriculture			✓
	Amendment to PAS 41: Bearer Plants			✓
Philippine Interpretations				

<sup>1</sup>Not early adopted; Effective beginning on or after January 1, 2018

<sup>2</sup>Not early adopted; Effective beginning on or after January 1, 2019

<sup>3</sup>Deferred effectivity



PHILIPPINE FINANCIAL REPORTING STANDARDS AND INTERPRETATIONS Effective as of December 31, 2017		Adopted	Not Adopted	Not Applicable
IFRIC 1	Changes in Existing Decommissioning, Restoration and Similar Liabilities			✓
IFRIC 2	Members' Share in Co-operative Entities and Similar Instruments			✓
IFRIC 4	<i>Determining Whether an Arrangement Contains a Lease</i>	✓		
IFRIC 5	Rights to Interests arising from Decommissioning, Restoration and Environmental Rehabilitation Funds			✓
IFRIC 6	<i>Liabilities arising from Participating in a Specific Market - Waste Electrical and Electronic Equipment</i>			✓
IFRIC 7	<i>Applying the Restatement Approach under PAS 29 Financial Reporting in Hyperinflationary Economies</i>			✓
IFRIC 9	Reassessment of Embedded Derivatives			✓
	Amendments to Philippine Interpretation IFRIC 9 and PAS 39: Embedded Derivatives			✓
IFRIC 10	<i>Interim Financial Reporting and Impairment</i>	✓		
IFRIC 12	Service Concession Arrangements			✓
IFRIC 13	Customer Loyalty Programmes			✓
IFRIC 14	The Limit on a Defined Benefit Asset, Minimum Funding Requirements and their Interaction	✓		
	Amendments to Philippine Interpretations IFRIC 14: Prepayments of a Minimum Funding Requirement			✓
IFRIC 15	Agreements for the Construction of Real Estate	See footnote <sup>3</sup>		
IFRIC 16	Hedges of a Net Investment in a Foreign Operation			✓
IFRIC 17	Distributions of Non-cash Assets to Owners			✓
IFRIC 18	Transfers of Assets from Customers			✓
IFRIC 19	Extinguishing Financial Liabilities with Equity Instruments			✓
IFRIC 20	Stripping Costs in the Production Phase of a Surface Mine			✓
IFRIC 21	Levies			✓
IFRIC 22	Philippine Interpretation IFRIC 22, Foreign Currency Transactions and Advance Consideration	See footnote <sup>1</sup>		
IFRIC 23	Uncertainty over Income Tax Treatments	See footnote <sup>2</sup>		
SIC-7	Introduction of the Euro			✓
SIC-10	Government Assistance - No Specific Relation to Operating Activities			✓
SIC-15	Operating Leases - Incentives			✓
SIC-21	Income Taxes - Recovery of Revalued Non-Depreciable Assets			✓
SIC-25	Income Taxes - Changes in the Tax Status of an Entity or its Shareholders			✓

<sup>1</sup>Not early adopted; Effective beginning on or after January 1, 2018

<sup>2</sup>Not early adopted; Effective beginning on or after January 1, 2019

<sup>3</sup>Deferred effectivity

PHILIPPINE FINANCIAL REPORTING STANDARDS AND INTERPRETATIONS Effective as of December 31, 2017		Adopted	Not Adopted	Not Applicable
<b>SIC-27</b>	Evaluating the Substance of Transactions Involving the Legal Form of a Lease			✓
<b>SIC-29</b>	Service Concession Arrangements: Disclosures			✓
<b>SIC-31</b>	Revenue - Barter Transactions Involving Advertising Services			✓
<b>SIC-32</b>	Intangible Assets - Web Site Costs			✓

Note: Standards and interpretations tagged as "Not Applicable" are those standards and interpretations which were adopted but the entity has no significant covered transaction as at and for the year ended December 31, 2017.

<sup>1</sup>Not early adopted; Effective beginning on or after January 1, 2018

<sup>2</sup>Not early adopted; Effective beginning on or after January 1, 2019

<sup>3</sup>Deferred effectivity

**SCHEDULE V****BASIC ENERGY CORPORATION AND SUBSIDIARIES****SCHEDULE SHOWING FINANCIAL SOUNDNESS INDICATORS****PURSUANT TO SRC RULE 68, AS AMENDED (2011)****DECEMBER 31, 2017**

	2017	2016
Profitability ratios:		
Return on assets	(0.00%)	(0.00%)
Return on equity	(0.00%)	(0.00%)
Net profit margin	0%	0%
Solvency and liquidity ratios:		
Current ratio	4.51:1	20.97:1
Debt to equity ratio	0.11:1	0.03:1
Quick ratio	4:30:1	19.99:1
Asset to equity ratio	1.11:1	1.03:1